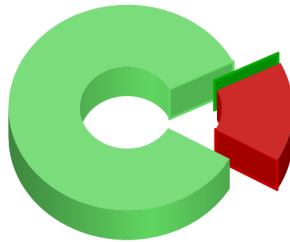


**Health Plan Name: UHCALEX**
**Standard**


■ Approved: 84.3%  
■ Approved After Appeal: 0.0%  
■ Denied: 15.7%

**Standard Priority**


	<b><u>Case Volume</u></b>	<b><u>PCT</u></b>
Approved Original Determination	19,382	84.3%
Approved After Appeal	0	0.0%
Denied Requests	3,608	15.7%
Total Standard Cases:	22,990	

The mean (average) time that it took in days to make standard prior authorization decisions was:

**-1 days**

The median (middle) time it took in days to make standard prior authorization decisions was:

**1.0 days**

**Expedited**


■ Approved: 87.6%  
■ Approved After Appeal: 0.0%  
■ Denied: 12.4%

**Expedited Priority**

	<b><u>Case Volume</u></b>	<b><u>PCT</u></b>
Approved Original Determination	6,416	87.6%
Approved After Appeal	0	0.0%
Denied Requests	905	12.4%
Total Expedited Cases:	7,321	

The mean (average) time that it took in hours to make expedited prior authorization decisions was:


**-6 hours**

The median (middle) time it took in hours to make expedited prior authorization decisions was:

**0.0 hours**

## Health Plan Name: UHCAZEX

### Standard



■ Approved: 75.6%  
■ Approved After Appeal: 0.0%  
■ Denied: 24.4%

#### Standard Priority

	<u>Case Volume</u>	<u>PCT</u>
Approved Original Determination	18,973	75.6%
Approved After Appeal	0	0.0%
Denied Requests	6,133	24.4%
Total Standard Cases:	25,106	

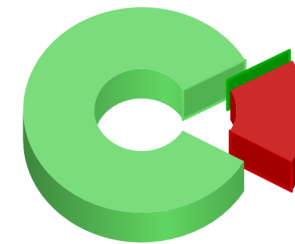
The mean (average) time that it took in days to make standard prior authorization decisions was:

**0 days**

The median (middle) time it took in days to make standard prior authorization decisions was:

**0.0 days**

### Expedited



■ Approved: 83.6%  
■ Approved After Appeal: 0.0%  
■ Denied: 16.4%

#### Expedited Priority

	<u>Case Volume</u>	<u>PCT</u>
Approved Original Determination	4,963	83.6%
Approved After Appeal	0	0.0%
Denied Requests	974	16.4%
Total Expedited Cases:	5,937	

The mean (average) time that it took in hours to make expedited prior authorization decisions was:


**0 hours**

The median (middle) time it took in hours to make expedited prior authorization decisions was:

**0.0 hours**

## Health Plan Name: UHCAZLT

### Standard



■ Approved: 96.9%  
■ Approved After Appeal: 0.0%  
■ Denied: 3.1%


#### Standard Priority

	<u>Case Volume</u>	<u>PCT</u>
Approved Original Determination	60,269	96.9%
Approved After Appeal	1	0.0%
Denied Requests	1,951	3.1%
Total Standard Cases:	62,221	

The mean (average) time that it took in days to make standard prior authorization decisions was: **-141 days**

The median (middle) time it took in days to make standard prior authorization decisions was: **-11.0 days**

### Expedited



■ Approved: 80.3%  
■ Approved After Appeal: 0.0%  
■ Denied: 19.7%

#### Expedited Priority

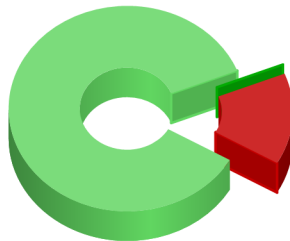
	<u>Case Volume</u>	<u>PCT</u>
Approved Original Determination	1,204	80.3%
Approved After Appeal	0	0.0%
Denied Requests	295	19.7%
Total Expedited Cases:	1,499	

The mean (average) time that it took in hours to make expedited prior authorization decisions was: **-4 hours**

The median (middle) time it took in hours to make expedited prior authorization decisions was: **6.0 hours**

## Health Plan Name: UHCAZMC

### Standard



■ Approved: 85.6%  
■ Approved After Appeal: 0.0%  
■ Denied: 14.4%

#### Standard Priority

	<u>Case Volume</u>	<u>PCT</u>
Approved Original Determination	30,718	85.6%
Approved After Appeal	1	0.0%
Denied Requests	5,152	14.4%
Total Standard Cases:	35,871	


The mean (average) time that it took in days to make standard prior authorization decisions was:

**0 days**

The median (middle) time it took in days to make standard prior authorization decisions was:

**0.0 days**

### Expedited



■ Approved: 87.8%  
■ Approved After Appeal: 0.0%  
■ Denied: 12.2%

#### Expedited Priority

	<u>Case Volume</u>	<u>PCT</u>
Approved Original Determination	11,275	87.8%
Approved After Appeal	0	0.0%
Denied Requests	1,561	12.2%
Total Expedited Cases:	12,836	

The mean (average) time that it took in hours to make expedited prior authorization decisions was:


**-31 hours**

The median (middle) time it took in hours to make expedited prior authorization decisions was:

**4.5 hours**

## Health Plan Name: UHCAZMD

### Standard



■ Approved: 81.3%  
■ Approved After Appeal: 0.0%  
■ Denied: 18.7%

#### Standard Priority

	<u>Case Volume</u>	<u>PCT</u>
Approved Original Determination	100,811	81.3%
Approved After Appeal	7	0.0%
Denied Requests	23,145	18.7%
Total Standard Cases:	123,963	


The mean (average) time that it took in days to make standard prior authorization decisions was:

**0 days**

The median (middle) time it took in days to make standard prior authorization decisions was:

**0.0 days**

### Expedited



■ Approved: 92.6%  
■ Approved After Appeal: 0.0%  
■ Denied: 7.4%

#### Expedited Priority

	<u>Case Volume</u>	<u>PCT</u>
Approved Original Determination	22,818	92.6%
Approved After Appeal	0	0.0%
Denied Requests	1,824	7.4%
Total Expedited Cases:	24,642	

The mean (average) time that it took in hours to make expedited prior authorization decisions was:


**-20 hours**

The median (middle) time it took in hours to make expedited prior authorization decisions was:

**6.5 hours**


## Health Plan Name: UHCCO

### Standard



■ Approved: 74.7%  
■ Approved After Appeal: 0.7%  
■ Denied: 24.6%

### Expedited



■ Approved: 80.2%  
■ Approved After Appeal: 0.7%  
■ Denied: 19.0%

#### Standard Priority

<u>Case Volume</u>	<u>PCT</u>
Approved Original Determination	74.7%
Approved After Appeal	0.7%
Denied Requests	24.6%
Total Standard Cases:	20,852

#### Expedited Priority

<u>Case Volume</u>	<u>PCT</u>
Approved Original Determination	80.2%
Approved After Appeal	0.7%
Denied Requests	19.0%
Total Expedited Cases:	10,432

The mean (average) time that it took in days to make standard prior authorization decisions was:

**0 days**

The median (middle) time it took in days to make standard prior authorization decisions was:

**0.0 days**

The mean (average) time that it took in hours to make expedited prior authorization decisions was:


**0 hours**

The median (middle) time it took in hours to make expedited prior authorization decisions was:

**4.5 hours**

## Health Plan Name: UHCCOEX

### Standard



■ Approved: 93.3%  
■ Approved After Appeal: 0.0%  
■ Denied: 6.7%

#### Standard Priority

	<u>Case Volume</u>	<u>PCT</u>
Approved Original Determination	14,748	93.3%
Approved After Appeal	0	0.0%
Denied Requests	1,065	6.7%
Total Standard Cases:	15,813	


The mean (average) time that it took in days to make standard prior authorization decisions was:

**0 days**

The median (middle) time it took in days to make standard prior authorization decisions was:

**0.0 days**

### Expedited



■ Approved: 70.7%  
■ Approved After Appeal: 0.0%  
■ Denied: 29.3%

#### Expedited Priority


	<u>Case Volume</u>	<u>PCT</u>
Approved Original Determination	314	70.7%
Approved After Appeal	0	0.0%
Denied Requests	130	29.3%
Total Expedited Cases:	444	

The mean (average) time that it took in hours to make expedited prior authorization decisions was:

**-1 hours**

The median (middle) time it took in hours to make expedited prior authorization decisions was:

**-24.0 hours**

**Health Plan Name: UHCCOMC**
**Standard**



■ Approved: 94.0%  
■ Approved After Appeal: 0.0%  
■ Denied: 6.0%

**Standard Priority**

	<b><u>Case Volume</u></b>	<b><u>PCT</u></b>
Approved Original Determination	2,256	94.0%
Approved After Appeal	0	0.0%
Denied Requests	145	6.0%
Total Standard Cases:	2,401	

The mean (average) time that it took in days to make standard prior authorization decisions was: **-45 days**

The median (middle) time it took in days to make standard prior authorization decisions was: **-30.0 days**

**Expedited**


■ Approved: 86.1%  
■ Approved After Appeal: 0.0%  
■ Denied: 13.9%

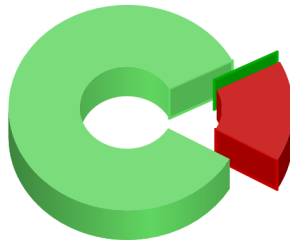
**Expedited Priority**

	<b><u>Case Volume</u></b>	<b><u>PCT</u></b>
Approved Original Determination	155	86.1%
Approved After Appeal	0	0.0%
Denied Requests	25	13.9%
Total Expedited Cases:	180	

The mean (average) time that it took in hours to make expedited prior authorization decisions was: **0 hours**

The median (middle) time it took in hours to make expedited prior authorization decisions was: **0.5 hours**



**Health Plan Name: UHCCONH**
**Standard**


■ Approved: 84.1%  
■ Approved After Appeal: 0.0%  
■ Denied: 15.9%

**Standard Priority**


<u>Case Volume</u>	<u>PCT</u>
Approved Original Determination	1,657 84.1%
Approved After Appeal	0 0.0%
Denied Requests	313 15.9%
Total Standard Cases:	1,970

The mean (average) time that it took in days to make standard prior authorization decisions was:

**0 days**

The median (middle) time it took in days to make standard prior authorization decisions was:

**-1.0 days**

**Expedited**


■ Approved: 96.3%  
■ Approved After Appeal: 0.0%  
■ Denied: 3.7%

**Expedited Priority**

<u>Case Volume</u>	<u>PCT</u>
Approved Original Determination	2,292 96.3%
Approved After Appeal	0 0.0%
Denied Requests	87 3.7%
Total Expedited Cases:	2,379

The mean (average) time that it took in hours to make expedited prior authorization decisions was:


**0 hours**

The median (middle) time it took in hours to make expedited prior authorization decisions was:

**1.0 hours**

## Health Plan Name: UHCDC

### Standard



■ Approved: 94.0%  
■ Approved After Appeal: 0.0%  
■ Denied: 6.0%

#### Standard Priority

	<u>Case Volume</u>	<u>PCT</u>
Approved Original Determination	11,473	94.0%
Approved After Appeal	0	0.0%
Denied Requests	728	6.0%
Total Standard Cases:	12,201	

The mean (average) time that it took in days to make standard prior authorization decisions was:

**0 days**

The median (middle) time it took in days to make standard prior authorization decisions was:

**0.0 days**

### Expedited



■ Approved: 10.5%  
■ Approved After Appeal: 0.0%  
■ Denied: 89.5%

#### Expedited Priority

	<u>Case Volume</u>	<u>PCT</u>
Approved Original Determination	16	10.5%
Approved After Appeal	0	0.0%
Denied Requests	137	89.5%
Total Expedited Cases:	153	

The mean (average) time that it took in hours to make expedited prior authorization decisions was:


**-2 hours**

The median (middle) time it took in hours to make expedited prior authorization decisions was:

**-48.0 hours**

## Health Plan Name: UHCDCMC

### Standard



■ Approved: 73.9%  
■ Approved After Appeal: 0.0%  
■ Denied: 26.1%

#### Standard Priority

	<u>Case Volume</u>	<u>PCT</u>
Approved Original Determination	4,846	73.9%
Approved After Appeal	0	0.0%
Denied Requests	1,711	26.1%
Total Standard Cases:	6,557	


The mean (average) time that it took in days to make standard prior authorization decisions was:

**0 days**

The median (middle) time it took in days to make standard prior authorization decisions was:

**0.0 days**

### Expedited



■ Approved: 91.3%  
■ Approved After Appeal: 0.0%  
■ Denied: 8.7%

#### Expedited Priority


	<u>Case Volume</u>	<u>PCT</u>
Approved Original Determination	2,524	91.3%
Approved After Appeal	0	0.0%
Denied Requests	241	8.7%
Total Expedited Cases:	2,765	

The mean (average) time that it took in hours to make expedited prior authorization decisions was:

**-99 hours**

The median (middle) time it took in hours to make expedited prior authorization decisions was:

**1.0 hours**

**Health Plan Name: UHCDEMC**
**Standard**


■ Approved: 89.1%  
■ Approved After Appeal: 0.0%  
■ Denied: 11.0%

**Standard Priority**

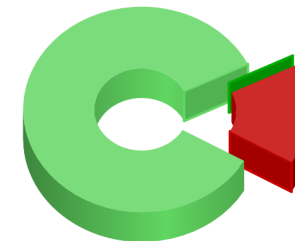
	<b><u>Case Volume</u></b>	<b><u>PCT</u></b>
Approved Original Determination	1,602	89.1%
Approved After Appeal	0	0.0%
Denied Requests	197	11.0%
Total Standard Cases:	1,799	

The mean (average) time that it took in days to make standard prior authorization decisions was:

**0 days**

The median (middle) time it took in days to make standard prior authorization decisions was:

**0.0 days**

**Expedited**


■ Approved: 84.4%  
■ Approved After Appeal: 0.0%  
■ Denied: 15.6%

**Expedited Priority**

	<b><u>Case Volume</u></b>	<b><u>PCT</u></b>
Approved Original Determination	686	84.4%
Approved After Appeal	0	0.0%
Denied Requests	127	15.6%
Total Expedited Cases:	813	

The mean (average) time that it took in hours to make expedited prior authorization decisions was:

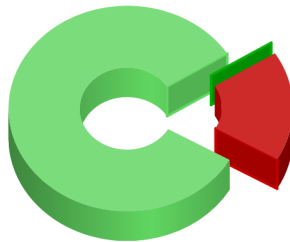
**0 hours**

The median (middle) time it took in hours to make expedited prior authorization decisions was:

**1.5 hours**

## Health Plan Name: UHCFL

### Standard



■ Approved: 82.7%  
■ Approved After Appeal: 0.1%  
■ Denied: 17.2%

#### Standard Priority

	<u>Case Volume</u>	<u>PCT</u>
Approved Original Determination	140,592	82.7%
Approved After Appeal	127	0.1%
Denied Requests	29,306	17.2%
Total Standard Cases:	170,025	


The mean (average) time that it took in days to make standard prior authorization decisions was:

**-8 days**

The median (middle) time it took in days to make standard prior authorization decisions was:

**0.0 days**

### Expedited



■ Approved: 77.7%  
■ Approved After Appeal: 0.6%  
■ Denied: 21.6%

#### Expedited Priority

	<u>Case Volume</u>	<u>PCT</u>
Approved Original Determination	16,128	77.7%
Approved After Appeal	130	0.6%
Denied Requests	4,487	21.6%
Total Expedited Cases:	20,745	

The mean (average) time that it took in hours to make expedited prior authorization decisions was:


**-13 hours**

The median (middle) time it took in hours to make expedited prior authorization decisions was:

**11.5 hours**

## Health Plan Name: UHCFLD

### Standard



■ Approved: 89.4%  
■ Approved After Appeal: 0.0%  
■ Denied: 10.6%

#### Standard Priority

	<u>Case Volume</u>	<u>PCT</u>
Approved Original Determination	66,550	89.4%
Approved After Appeal	0	0.0%
Denied Requests	7,921	10.6%
Total Standard Cases:	74,471	


The mean (average) time that it took in days to make standard prior authorization decisions was:

**0 days**

The median (middle) time it took in days to make standard prior authorization decisions was:

**0.0 days**

### Expedited



■ Approved: 85.9%  
■ Approved After Appeal: 0.0%  
■ Denied: 14.2%

#### Expedited Priority

	<u>Case Volume</u>	<u>PCT</u>
Approved Original Determination	35,896	85.9%
Approved After Appeal	1	0.0%
Denied Requests	5,917	14.2%
Total Expedited Cases:	41,814	

The mean (average) time that it took in hours to make expedited prior authorization decisions was:


**-78 hours**

The median (middle) time it took in hours to make expedited prior authorization decisions was:

**3.0 hours**

## Health Plan Name: UHCFLEX

### Standard



■ Approved: 78.4%  
■ Approved After Appeal: 0.0%  
■ Denied: 21.7%

#### Standard Priority

	<u>Case Volume</u>	<u>PCT</u>
Approved Original Determination	20,186	78.4%
Approved After Appeal	0	0.0%
Denied Requests	5,578	21.7%
Total Standard Cases:	25,764	


The mean (average) time that it took in days to make standard prior authorization decisions was:

**0 days**

The median (middle) time it took in days to make standard prior authorization decisions was:

**1.0 days**

### Expedited



■ Approved: 78.3%  
■ Approved After Appeal: 0.0%  
■ Denied: 21.7%

#### Expedited Priority

	<u>Case Volume</u>	<u>PCT</u>
Approved Original Determination	4,772	78.3%
Approved After Appeal	0	0.0%
Denied Requests	1,324	21.7%
Total Expedited Cases:	6,096	

The mean (average) time that it took in hours to make expedited prior authorization decisions was:

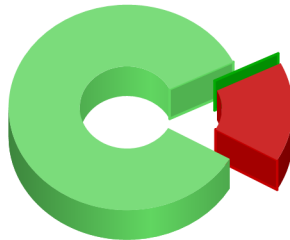
**-29 hours**

The median (middle) time it took in hours to make expedited prior authorization decisions was:

**0.0 hours**

## Health Plan Name: UHCGAEX

### Standard



■ Approved: 84.3%  
■ Approved After Appeal: 0.0%  
■ Denied: 15.7%

#### Standard Priority

	<u>Case Volume</u>	<u>PCT</u>
Approved Original Determination	1,002	84.3%
Approved After Appeal	0	0.0%
Denied Requests	186	15.7%
Total Standard Cases:	1,188	


The mean (average) time that it took in days to make standard prior authorization decisions was:

**0 days**

The median (middle) time it took in days to make standard prior authorization decisions was:

**1.0 days**

### Expedited



■ Approved: 74.1%  
■ Approved After Appeal: 0.0%  
■ Denied: 25.9%

#### Expedited Priority

	<u>Case Volume</u>	<u>PCT</u>
Approved Original Determination	286	74.1%
Approved After Appeal	0	0.0%
Denied Requests	100	25.9%
Total Expedited Cases:	386	

The mean (average) time that it took in hours to make expedited prior authorization decisions was:

**-118 hours**

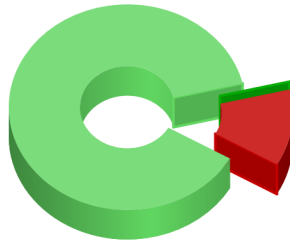
The median (middle) time it took in hours to make expedited prior authorization decisions was:

**0.0 hours**



## Health Plan Name: UHCHI

### Standard



■ Approved: 88.0%  
■ Approved After Appeal: 0.0%  
■ Denied: 12.0%

#### Standard Priority

	<u>Case Volume</u>	<u>PCT</u>
Approved Original Determination	18,634	88.0%
Approved After Appeal	5	0.0%
Denied Requests	2,549	12.0%
Total Standard Cases:	21,188	


The mean (average) time that it took in days to make standard prior authorization decisions was:

**-4 days**

The median (middle) time it took in days to make standard prior authorization decisions was:

**0.0 days**

### Expedited



■ Approved: 81.5%  
■ Approved After Appeal: 0.3%  
■ Denied: 18.2%

#### Expedited Priority

	<u>Case Volume</u>	<u>PCT</u>
Approved Original Determination	1,386	81.5%
Approved After Appeal	5	0.3%
Denied Requests	309	18.2%
Total Expedited Cases:	1,700	

The mean (average) time that it took in hours to make expedited prior authorization decisions was:

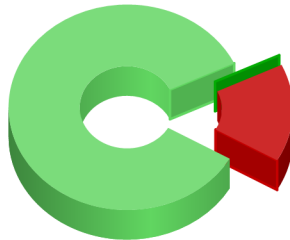
**-243 hours**

The median (middle) time it took in hours to make expedited prior authorization decisions was:

**10.0 hours**

## Health Plan Name: UHCHIMC

### Standard



■ Approved: 84.6%  
■ Approved After Appeal: 0.0%  
■ Denied: 15.4%

#### Standard Priority

	<u>Case Volume</u>	<u>PCT</u>
Approved Original Determination	7,411	84.6%
Approved After Appeal	0	0.0%
Denied Requests	1,349	15.4%
Total Standard Cases:	8,760	


The mean (average) time that it took in days to make standard prior authorization decisions was:

**0 days**

The median (middle) time it took in days to make standard prior authorization decisions was:

**0.0 days**

### Expedited



■ Approved: 90.1%  
■ Approved After Appeal: 0.0%  
■ Denied: 9.9%

#### Expedited Priority

	<u>Case Volume</u>	<u>PCT</u>
Approved Original Determination	1,908	90.1%
Approved After Appeal	0	0.0%
Denied Requests	209	9.9%
Total Expedited Cases:	2,117	

The mean (average) time that it took in hours to make expedited prior authorization decisions was:


**-584 hours**

The median (middle) time it took in hours to make expedited prior authorization decisions was:

**0.0 hours**

## Health Plan Name: UHCIAEX

### Standard



■ Approved: 88.4%  
■ Approved After Appeal: 0.0%  
■ Denied: 11.6%

#### Standard Priority

	<u>Case Volume</u>	<u>PCT</u>
Approved Original Determination	205	88.4%
Approved After Appeal	0	0.0%
Denied Requests	27	11.6%
Total Standard Cases:	232	

The mean (average) time that it took in days to make standard prior authorization decisions was:

**0 days**

The median (middle) time it took in days to make standard prior authorization decisions was:

**1.0 days**

### Expedited



■ Approved: 71.8%  
■ Approved After Appeal: 0.0%  
■ Denied: 28.2%

#### Expedited Priority

	<u>Case Volume</u>	<u>PCT</u>
Approved Original Determination	61	71.8%
Approved After Appeal	0	0.0%
Denied Requests	24	28.2%
Total Expedited Cases:	85	

The mean (average) time that it took in hours to make expedited prior authorization decisions was:


**0 hours**

The median (middle) time it took in hours to make expedited prior authorization decisions was:

**0.0 hours**

## Health Plan Name: UHCIAMC

### Standard



■ Approved: 89.9%  
■ Approved After Appeal: 0.0%  
■ Denied: 10.1%

#### Standard Priority

	<u>Case Volume</u>	<u>PCT</u>
Approved Original Determination	10,199	89.9%
Approved After Appeal	0	0.0%
Denied Requests	1,147	10.1%
Total Standard Cases:	11,346	


The mean (average) time that it took in days to make standard prior authorization decisions was:

**0 days**

The median (middle) time it took in days to make standard prior authorization decisions was:

**0.0 days**

### Expedited



■ Approved: 88.3%  
■ Approved After Appeal: 0.0%  
■ Denied: 11.7%

#### Expedited Priority

	<u>Case Volume</u>	<u>PCT</u>
Approved Original Determination	4,612	88.3%
Approved After Appeal	0	0.0%
Denied Requests	612	11.7%
Total Expedited Cases:	5,224	

The mean (average) time that it took in hours to make expedited prior authorization decisions was:


**0 hours**

The median (middle) time it took in hours to make expedited prior authorization decisions was:

**0.0 hours**

## Health Plan Name: UHCID

### Standard



■ Approved: 99.8%  
■ Approved After Appeal: 0.0%  
■ Denied: 0.2%


#### Standard Priority

	<u>Case Volume</u>	<u>PCT</u>
Approved Original Determination	7,482	99.8%
Approved After Appeal	0	0.0%
Denied Requests	12	0.2%
Total Standard Cases:	7,494	

The mean (average) time that it took in days to make standard prior authorization decisions was: **-16 days**

The median (middle) time it took in days to make standard prior authorization decisions was: **-12.0 days**

### Expedited



■ Approved: 100.0%  
■ Approved After Appeal: 0.0%  
■ Denied: 0.0%

#### Expedited Priority


	<u>Case Volume</u>	<u>PCT</u>
Approved Original Determination	1	100.0%
Approved After Appeal	0	0.0%
Denied Requests	0	0.0%
Total Expedited Cases:	1	

The mean (average) time that it took in hours to make expedited prior authorization decisions was: **-7 hours**

The median (middle) time it took in hours to make expedited prior authorization decisions was: **-168.0 hours**

## Health Plan Name: UHCIDMC

### Standard



■ Approved: 100.0%  
■ Approved After Appeal: 0.0%  
■ Denied: 0.0%

#### Standard Priority

	<u>Case Volume</u>	<u>PCT</u>
Approved Original Determination	10	100.0%
Approved After Appeal	0	0.0%
Denied Requests	0	0.0%
Total Standard Cases:	10	

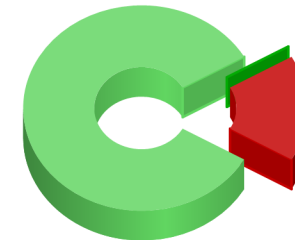
The mean (average) time that it took in days to make standard prior authorization decisions was:

**0 days**

The median (middle) time it took in days to make standard prior authorization decisions was:

**0.0 days**

### Expedited



■ Approved: 83.3%  
■ Approved After Appeal: 0.0%  
■ Denied: 16.7%

#### Expedited Priority

	<u>Case Volume</u>	<u>PCT</u>
Approved Original Determination	5	83.3%
Approved After Appeal	0	0.0%
Denied Requests	1	16.7%
Total Expedited Cases:	6	

The mean (average) time that it took in hours to make expedited prior authorization decisions was:

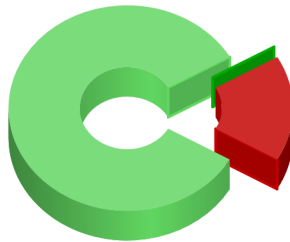
**0 hours**

The median (middle) time it took in hours to make expedited prior authorization decisions was:

**0.0 hours**

## Health Plan Name: UHCILEX

### Standard



■ Approved: 83.4%  
■ Approved After Appeal: 0.0%  
■ Denied: 16.6%

#### Standard Priority

	<u>Case Volume</u>	<u>PCT</u>
Approved Original Determination	9,291	83.4%
Approved After Appeal	0	0.0%
Denied Requests	1,853	16.6%
Total Standard Cases:	11,144	

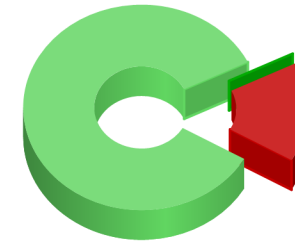
The mean (average) time that it took in days to make standard prior authorization decisions was:

**0 days**

The median (middle) time it took in days to make standard prior authorization decisions was:

**1.0 days**

### Expedited



■ Approved: 84.4%  
■ Approved After Appeal: 0.0%  
■ Denied: 15.6%

#### Expedited Priority

	<u>Case Volume</u>	<u>PCT</u>
Approved Original Determination	3,176	84.4%
Approved After Appeal	0	0.0%
Denied Requests	588	15.6%
Total Expedited Cases:	3,764	

The mean (average) time that it took in hours to make expedited prior authorization decisions was:


**-12 hours**

The median (middle) time it took in hours to make expedited prior authorization decisions was:

**0.0 hours**

## Health Plan Name: UHCIN

### Standard



■ Approved: 91.8%  
■ Approved After Appeal: 0.1%  
■ Denied: 8.0%

#### Standard Priority

	<u>Case Volume</u>	<u>PCT</u>
Approved Original Determination	44,007	91.8%
Approved After Appeal	61	0.1%
Denied Requests	3,850	8.0%
Total Standard Cases:	47,918	

The mean (average) time that it took in days to make standard prior authorization decisions was:

**2 days**

The median (middle) time it took in days to make standard prior authorization decisions was:

**0.0 days**

### Expedited



■ Approved: 74.4%  
■ Approved After Appeal: 0.9%  
■ Denied: 24.7%

#### Expedited Priority

	<u>Case Volume</u>	<u>PCT</u>
Approved Original Determination	2,594	74.4%
Approved After Appeal	32	0.9%
Denied Requests	860	24.7%
Total Expedited Cases:	3,486	

The mean (average) time that it took in hours to make expedited prior authorization decisions was:

**0 hours**


The median (middle) time it took in hours to make expedited prior authorization decisions was:

**0.0 hours**



## Health Plan Name: UHCINEX

### Standard



■ Approved: 86.6%  
■ Approved After Appeal: 0.0%  
■ Denied: 13.4%

#### Standard Priority

	<u>Case Volume</u>	<u>PCT</u>
Approved Original Determination	239	86.6%
Approved After Appeal	0	0.0%
Denied Requests	37	13.4%
Total Standard Cases:	276	

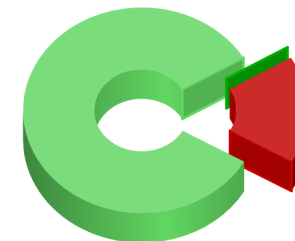
The mean (average) time that it took in days to make standard prior authorization decisions was:

**0 days**

The median (middle) time it took in days to make standard prior authorization decisions was:

**1.0 days**

### Expedited



■ Approved: 83.2%  
■ Approved After Appeal: 0.0%  
■ Denied: 16.9%

#### Expedited Priority

	<u>Case Volume</u>	<u>PCT</u>
Approved Original Determination	74	83.2%
Approved After Appeal	0	0.0%
Denied Requests	15	16.9%
Total Expedited Cases:	89	

The mean (average) time that it took in hours to make expedited prior authorization decisions was:

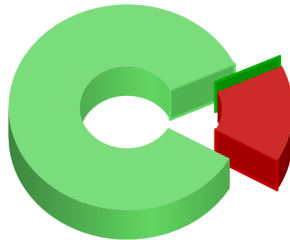
**0 hours**

The median (middle) time it took in hours to make expedited prior authorization decisions was:

**0.0 hours**

## Health Plan Name: UHCINMC

### Standard



■ Approved: 84.8%  
■ Approved After Appeal: 0.0%  
■ Denied: 15.2%

#### Standard Priority

	<u>Case Volume</u>	<u>PCT</u>
Approved Original Determination	10,914	84.8%
Approved After Appeal	0	0.0%
Denied Requests	1,962	15.2%
Total Standard Cases:	12,876	


The mean (average) time that it took in days to make standard prior authorization decisions was:

**0 days**

The median (middle) time it took in days to make standard prior authorization decisions was:

**0.0 days**

### Expedited



■ Approved: 85.9%  
■ Approved After Appeal: 0.0%  
■ Denied: 14.1%

#### Expedited Priority

	<u>Case Volume</u>	<u>PCT</u>
Approved Original Determination	6,189	85.9%
Approved After Appeal	0	0.0%
Denied Requests	1,016	14.1%
Total Expedited Cases:	7,205	

The mean (average) time that it took in hours to make expedited prior authorization decisions was:


**0 hours**

The median (middle) time it took in hours to make expedited prior authorization decisions was:

**0.0 hours**


**Health Plan Name: UHCKS**

**Standard**



■ Approved: 89.2%  
■ Approved After Appeal: 0.6%  
■ Denied: 10.2%

**Expedited**



■ Approved: 81.9%  
■ Approved After Appeal: 1.4%  
■ Denied: 16.8%

**Standard Priority**

**Case Volume**

**PCT**

Approved Original Determination	98,298	89.2%
Approved After Appeal	684	0.6%
Denied Requests	11,233	10.2%
Total Standard Cases:	110,215	

**Expedited Priority**

**Case Volume**

**PCT**

Approved Original Determination	8,028	81.9%
Approved After Appeal	135	1.4%
Denied Requests	1,642	16.8%
Total Expedited Cases:	9,805	

The mean (average) time that it took in days to make standard prior authorization decisions was: **-11 days**

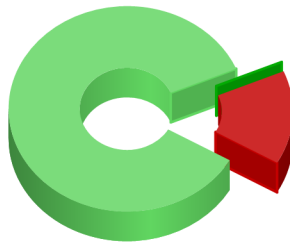
The median (middle) time it took in days to make standard prior authorization decisions was: **-6.0 days**

The mean (average) time that it took in hours to make expedited prior authorization decisions was: **-55 hours**

The median (middle) time it took in hours to make expedited prior authorization decisions was: **5.0 hours**

## Health Plan Name: UHCKSEX

### Standard



■ Approved: 85.3%  
■ Approved After Appeal: 0.0%  
■ Denied: 14.7%

#### Standard Priority

	<u>Case Volume</u>	<u>PCT</u>
Approved Original Determination	6,058	85.3%
Approved After Appeal	0	0.0%
Denied Requests	1,046	14.7%
Total Standard Cases:	7,104	


The mean (average) time that it took in days to make standard prior authorization decisions was:

**0 days**

The median (middle) time it took in days to make standard prior authorization decisions was:

**1.0 days**

### Expedited



■ Approved: 85.2%  
■ Approved After Appeal: 0.0%  
■ Denied: 14.9%

#### Expedited Priority

	<u>Case Volume</u>	<u>PCT</u>
Approved Original Determination	2,385	85.2%
Approved After Appeal	0	0.0%
Denied Requests	416	14.9%
Total Expedited Cases:	2,801	

The mean (average) time that it took in hours to make expedited prior authorization decisions was:


**0 hours**

The median (middle) time it took in hours to make expedited prior authorization decisions was:

**0.0 hours**

## Health Plan Name: UHCKSMC

### Standard



■ Approved: 89.6%  
■ Approved After Appeal: 0.0%  
■ Denied: 10.4%

#### Standard Priority

	<u>Case Volume</u>	<u>PCT</u>
Approved Original Determination	9,069	89.6%
Approved After Appeal	0	0.0%
Denied Requests	1,055	10.4%
Total Standard Cases:	10,124	


The mean (average) time that it took in days to make standard prior authorization decisions was:

**0 days**

The median (middle) time it took in days to make standard prior authorization decisions was:

**0.0 days**

### Expedited



■ Approved: 85.6%  
■ Approved After Appeal: 0.0%  
■ Denied: 14.4%

#### Expedited Priority

	<u>Case Volume</u>	<u>PCT</u>
Approved Original Determination	3,527	85.6%
Approved After Appeal	0	0.0%
Denied Requests	592	14.4%
Total Expedited Cases:	4,119	

The mean (average) time that it took in hours to make expedited prior authorization decisions was:


**-22 hours**

The median (middle) time it took in hours to make expedited prior authorization decisions was:

**0.5 hours**

## Health Plan Name: UHCKYMC

### Standard



■ Approved: 90.5%  
■ Approved After Appeal: 0.0%  
■ Denied: 9.6%


#### Standard Priority

	<u>Case Volume</u>	<u>PCT</u>
Approved Original Determination	10,965	90.5%
Approved After Appeal	0	0.0%
Denied Requests	1,158	9.6%
Total Standard Cases:	12,123	

The mean (average) time that it took in days to make standard prior authorization decisions was: **-34 days**

The median (middle) time it took in days to make standard prior authorization decisions was: **0.0 days**

### Expedited



■ Approved: 83.0%  
■ Approved After Appeal: 0.0%  
■ Denied: 17.0%

#### Expedited Priority


	<u>Case Volume</u>	<u>PCT</u>
Approved Original Determination	4,890	83.0%
Approved After Appeal	0	0.0%
Denied Requests	1,001	17.0%
Total Expedited Cases:	5,891	

The mean (average) time that it took in hours to make expedited prior authorization decisions was: **-15 hours**

The median (middle) time it took in hours to make expedited prior authorization decisions was: **0.0 hours**

## Health Plan Name: UHCKYMD

### Standard



■ Approved: 91.0%  
■ Approved After Appeal: 0.0%  
■ Denied: 9.0%

#### Standard Priority

	<u>Case Volume</u>	<u>PCT</u>
Approved Original Determination	140,145	91.0%
Approved After Appeal	1	0.0%
Denied Requests	13,879	9.0%
Total Standard Cases:	154,025	


The mean (average) time that it took in days to make standard prior authorization decisions was:

**-4 days**

The median (middle) time it took in days to make standard prior authorization decisions was:

**0.0 days**

### Expedited



■ Approved: 95.2%  
■ Approved After Appeal: 0.0%  
■ Denied: 4.8%

#### Expedited Priority

	<u>Case Volume</u>	<u>PCT</u>
Approved Original Determination	15,500	95.2%
Approved After Appeal	0	0.0%
Denied Requests	786	4.8%
Total Expedited Cases:	16,286	

The mean (average) time that it took in hours to make expedited prior authorization decisions was:


**-22 hours**

The median (middle) time it took in hours to make expedited prior authorization decisions was:

**0.0 hours**

## Health Plan Name: UHCLA

### Standard



■ Approved: 88.6%  
■ Approved After Appeal: 0.0%  
■ Denied: 11.4%

#### Standard Priority

	<u>Case Volume</u>	<u>PCT</u>
Approved Original Determination	157,699	88.6%
Approved After Appeal	2	0.0%
Denied Requests	20,375	11.4%
Total Standard Cases:	178,076	


The mean (average) time that it took in days to make standard prior authorization decisions was:

**0 days**

The median (middle) time it took in days to make standard prior authorization decisions was:

**0.0 days**

### Expedited



■ Approved: 88.7%  
■ Approved After Appeal: 0.0%  
■ Denied: 11.3%

#### Expedited Priority

	<u>Case Volume</u>	<u>PCT</u>
Approved Original Determination	22,957	88.7%
Approved After Appeal	7	0.0%
Denied Requests	2,921	11.3%
Total Expedited Cases:	25,885	

The mean (average) time that it took in hours to make expedited prior authorization decisions was:

**-1 hours**


The median (middle) time it took in hours to make expedited prior authorization decisions was:

**8.5 hours**



## Health Plan Name: UHCLAEX

### Standard



■ Approved: 80.2%  
■ Approved After Appeal: 0.0%  
■ Denied: 19.8%

#### Standard Priority

	<u>Case Volume</u>	<u>PCT</u>
Approved Original Determination	6,485	80.2%
Approved After Appeal	0	0.0%
Denied Requests	1,603	19.8%
Total Standard Cases:	8,088	


The mean (average) time that it took in days to make standard prior authorization decisions was:

**0 days**

The median (middle) time it took in days to make standard prior authorization decisions was:

**0.0 days**

### Expedited



■ Approved: 74.6%  
■ Approved After Appeal: 0.0%  
■ Denied: 25.4%

#### Expedited Priority

	<u>Case Volume</u>	<u>PCT</u>
Approved Original Determination	2,721	74.6%
Approved After Appeal	0	0.0%
Denied Requests	926	25.4%
Total Expedited Cases:	3,647	

The mean (average) time that it took in hours to make expedited prior authorization decisions was:


**0 hours**

The median (middle) time it took in hours to make expedited prior authorization decisions was:

**0.0 hours**

## Health Plan Name: UHCLAMC

### Standard



■ Approved: 91.9%  
■ Approved After Appeal: 0.0%  
■ Denied: 8.1%

#### Standard Priority

	<u>Case Volume</u>	<u>PCT</u>
Approved Original Determination	10,919	91.9%
Approved After Appeal	0	0.0%
Denied Requests	962	8.1%
Total Standard Cases:	11,881	


The mean (average) time that it took in days to make standard prior authorization decisions was:

**0 days**

The median (middle) time it took in days to make standard prior authorization decisions was:

**0.0 days**

### Expedited



■ Approved: 81.5%  
■ Approved After Appeal: 0.0%  
■ Denied: 18.5%

#### Expedited Priority

	<u>Case Volume</u>	<u>PCT</u>
Approved Original Determination	3,894	81.5%
Approved After Appeal	0	0.0%
Denied Requests	882	18.5%
Total Expedited Cases:	4,776	

The mean (average) time that it took in hours to make expedited prior authorization decisions was:


**-9 hours**

The median (middle) time it took in hours to make expedited prior authorization decisions was:

**0.5 hours**

## Health Plan Name: UHCMA

### Standard



■ Approved: 94.2%  
■ Approved After Appeal: 0.0%  
■ Denied: 5.8%

#### Standard Priority

	<u>Case Volume</u>	<u>PCT</u>
Approved Original Determination	64,529	94.2%
Approved After Appeal	0	0.0%
Denied Requests	3,995	5.8%
Total Standard Cases:	68,524	


The mean (average) time that it took in days to make standard prior authorization decisions was:

**-2 days**

The median (middle) time it took in days to make standard prior authorization decisions was:

**0.0 days**

### Expedited



■ Approved: 94.5%  
■ Approved After Appeal: 0.0%  
■ Denied: 5.5%

#### Expedited Priority


	<u>Case Volume</u>	<u>PCT</u>
Approved Original Determination	3,993	94.5%
Approved After Appeal	0	0.0%
Denied Requests	232	5.5%
Total Expedited Cases:	4,225	

The mean (average) time that it took in hours to make expedited prior authorization decisions was:

**-86 hours**

The median (middle) time it took in hours to make expedited prior authorization decisions was:

**1.5 hours**

**Health Plan Name: UHCMAMCO**
**Standard**



■ Approved: 100.0%  
■ Approved After Appeal: 0.0%  
■ Denied: 0.0%

**Standard Priority**

<u>Case Volume</u>	<u>PCT</u>
Approved Original Determination	270 100.0%
Approved After Appeal	0 0.0%
Denied Requests	0 0.0%
Total Standard Cases:	270

The mean (average) time that it took in days to make standard prior authorization decisions was: **-63 days**

The median (middle) time it took in days to make standard prior authorization decisions was: **-30.0 days**

**Expedited**


■ Approved: 100.0%  
■ Approved After Appeal: 0.0%  
■ Denied: 0.0%

**Expedited Priority**


<u>Case Volume</u>	<u>PCT</u>
Approved Original Determination	2 100.0%
Approved After Appeal	0 0.0%
Denied Requests	0 0.0%
Total Expedited Cases:	2

The mean (average) time that it took in hours to make expedited prior authorization decisions was: **0 hours**

The median (middle) time it took in hours to make expedited prior authorization decisions was: **0.0 hours**

## Health Plan Name: UHCMAMCS

### Standard



■ Approved: 99.5%  
■ Approved After Appeal: 0.0%  
■ Denied: 0.5%


#### Standard Priority

	<u>Case Volume</u>	<u>PCT</u>
Approved Original Determination	1,974	99.5%
Approved After Appeal	0	0.0%
Denied Requests	10	0.5%
Total Standard Cases:	1,984	

The mean (average) time that it took in days to make standard prior authorization decisions was: **-64 days**

The median (middle) time it took in days to make standard prior authorization decisions was: **-31.0 days**

### Expedited



■ Approved: 98.0%  
■ Approved After Appeal: 0.0%  
■ Denied: 2.0%

#### Expedited Priority

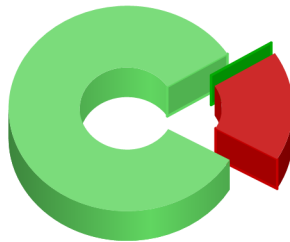
	<u>Case Volume</u>	<u>PCT</u>
Approved Original Determination	97	98.0%
Approved After Appeal	0	0.0%
Denied Requests	2	2.0%
Total Expedited Cases:	99	

The mean (average) time that it took in hours to make expedited prior authorization decisions was: **-930 hours**

The median (middle) time it took in hours to make expedited prior authorization decisions was: **0.0 hours**

## Health Plan Name: UHCMD

### Standard



■ Approved: 82.8%  
■ Approved After Appeal: 0.0%  
■ Denied: 17.3%

#### Standard Priority

	<u>Case Volume</u>	<u>PCT</u>
Approved Original Determination	48,806	82.8%
Approved After Appeal	0	0.0%
Denied Requests	10,174	17.3%
Total Standard Cases:	58,980	


The mean (average) time that it took in days to make standard prior authorization decisions was:

**0 days**

The median (middle) time it took in days to make standard prior authorization decisions was:

**0.0 days**

### Expedited



■ Approved: 89.4%  
■ Approved After Appeal: 0.0%  
■ Denied: 10.6%

#### Expedited Priority

	<u>Case Volume</u>	<u>PCT</u>
Approved Original Determination	6,864	89.4%
Approved After Appeal	0	0.0%
Denied Requests	814	10.6%
Total Expedited Cases:	7,678	

The mean (average) time that it took in hours to make expedited prior authorization decisions was:

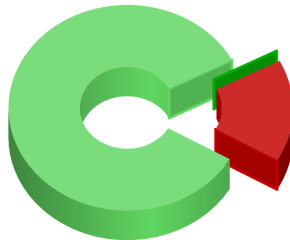
**-47 hours**

The median (middle) time it took in hours to make expedited prior authorization decisions was:

**4.0 hours**

## Health Plan Name: UHCMDEX

### Standard



■ Approved: 84.0%  
■ Approved After Appeal: 0.0%  
■ Denied: 16.0%

#### Standard Priority

	<u>Case Volume</u>	<u>PCT</u>
Approved Original Determination	24,888	84.0%
Approved After Appeal	0	0.0%
Denied Requests	4,751	16.0%
Total Standard Cases:	29,639	


The mean (average) time that it took in days to make standard prior authorization decisions was:

**0 days**

The median (middle) time it took in days to make standard prior authorization decisions was:

**1.0 days**

### Expedited



■ Approved: 79.5%  
■ Approved After Appeal: 0.0%  
■ Denied: 20.5%

#### Expedited Priority

	<u>Case Volume</u>	<u>PCT</u>
Approved Original Determination	4,459	79.5%
Approved After Appeal	0	0.0%
Denied Requests	1,147	20.5%
Total Expedited Cases:	5,606	

The mean (average) time that it took in hours to make expedited prior authorization decisions was:


**-24 hours**

The median (middle) time it took in hours to make expedited prior authorization decisions was:

**0.0 hours**

## Health Plan Name: UHCMDMC

### Standard



■ Approved: 92.4%  
■ Approved After Appeal: 0.0%  
■ Denied: 7.6%

#### Standard Priority

	<u>Case Volume</u>	<u>PCT</u>
Approved Original Determination	10,881	92.4%
Approved After Appeal	0	0.0%
Denied Requests	893	7.6%
Total Standard Cases:	11,774	


The mean (average) time that it took in days to make standard prior authorization decisions was:

**0 days**

The median (middle) time it took in days to make standard prior authorization decisions was:

**0.0 days**

### Expedited



■ Approved: 82.9%  
■ Approved After Appeal: 0.0%  
■ Denied: 17.1%

#### Expedited Priority

	<u>Case Volume</u>	<u>PCT</u>
Approved Original Determination	3,375	82.9%
Approved After Appeal	0	0.0%
Denied Requests	697	17.1%
Total Expedited Cases:	4,072	

The mean (average) time that it took in hours to make expedited prior authorization decisions was:

**-33 hours**


The median (middle) time it took in hours to make expedited prior authorization decisions was:

**0.0 hours**




## Health Plan Name: UHCMI

### Standard



■ Approved: 81.8%  
■ Approved After Appeal: 0.3%  
■ Denied: 17.9%

### Expedited



■ Approved: 89.4%  
■ Approved After Appeal: 0.4%  
■ Denied: 10.3%

#### Standard Priority

	<u>Case Volume</u>	<u>PCT</u>
Approved Original Determination	62,587	81.8%
Approved After Appeal	239	0.3%
Denied Requests	13,659	17.9%
Total Standard Cases:	76,485	

#### Expedited Priority

	<u>Case Volume</u>	<u>PCT</u>
Approved Original Determination	27,331	89.4%
Approved After Appeal	118	0.4%
Denied Requests	3,138	10.3%
Total Expedited Cases:	30,587	

The mean (average) time that it took in days to make standard prior authorization decisions was:

**0 days**

The median (middle) time it took in days to make standard prior authorization decisions was:

**0.0 days**

The mean (average) time that it took in hours to make expedited prior authorization decisions was:


**-8 hours**

The median (middle) time it took in hours to make expedited prior authorization decisions was:

**6.0 hours**

## Health Plan Name: UHCMIEX

### Standard



■ Approved: 68.7%  
■ Approved After Appeal: 0.0%  
■ Denied: 31.3%

#### Standard Priority

	<u>Case Volume</u>	<u>PCT</u>
Approved Original Determination	4,801	68.7%
Approved After Appeal	0	0.0%
Denied Requests	2,188	31.3%
Total Standard Cases:	6,989	


The mean (average) time that it took in days to make standard prior authorization decisions was:

**0 days**

The median (middle) time it took in days to make standard prior authorization decisions was:

**1.0 days**

### Expedited



■ Approved: 69.8%  
■ Approved After Appeal: 0.0%  
■ Denied: 30.2%

#### Expedited Priority


	<u>Case Volume</u>	<u>PCT</u>
Approved Original Determination	2,154	69.8%
Approved After Appeal	0	0.0%
Denied Requests	932	30.2%
Total Expedited Cases:	3,086	

The mean (average) time that it took in hours to make expedited prior authorization decisions was:

**0 hours**

The median (middle) time it took in hours to make expedited prior authorization decisions was:

**0.0 hours**

**Health Plan Name: UHCMIH**
**Standard**


■ Approved: 42.9%  
■ Approved After Appeal: 0.0%  
■ Denied: 57.1%

**Expedited**

**No Data Available**

**Standard Priority**
**Case Volume**
**PCT**

Approved Original Determination	3	42.9%
Approved After Appeal	0	0.0%
Denied Requests	4	57.1%
Total Standard Cases:	7	

**Expedited Priority**
**Case Volume**
**PCT**

Total Expedited Cases:

The mean (average) time that it took in days to make standard prior authorization decisions was:

**-1 days**

The median (middle) time it took in days to make standard prior authorization decisions was:

**-1.0 days**

The mean (average) time that it took in hours to make expedited prior authorization decisions was:


**hours**

The median (middle) time it took in hours to make expedited prior authorization decisions was:

**hours**

## Health Plan Name: UHCMIMC

### Standard



■ Approved: 89.8%  
■ Approved After Appeal: 0.0%  
■ Denied: 10.3%

#### Standard Priority

	<u>Case Volume</u>	<u>PCT</u>
Approved Original Determination	16,885	89.8%
Approved After Appeal	0	0.0%
Denied Requests	1,929	10.3%
Total Standard Cases:	18,814	


The mean (average) time that it took in days to make standard prior authorization decisions was:

**0 days**

The median (middle) time it took in days to make standard prior authorization decisions was:

**0.0 days**

### Expedited



■ Approved: 88.7%  
■ Approved After Appeal: 0.0%  
■ Denied: 11.3%

#### Expedited Priority

	<u>Case Volume</u>	<u>PCT</u>
Approved Original Determination	8,960	88.7%
Approved After Appeal	0	0.0%
Denied Requests	1,141	11.3%
Total Expedited Cases:	10,101	

The mean (average) time that it took in hours to make expedited prior authorization decisions was:

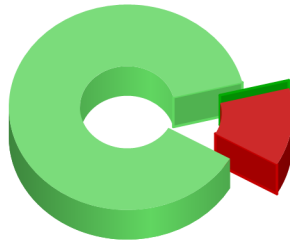
**-13 hours**

The median (middle) time it took in hours to make expedited prior authorization decisions was:

**0.0 hours**

## Health Plan Name: UHCMO

### Standard



■ Approved: 87.8%  
■ Approved After Appeal: 0.0%  
■ Denied: 12.2%

#### Standard Priority

	<u>Case Volume</u>	<u>PCT</u>
Approved Original Determination	67,542	87.8%
Approved After Appeal	4	0.0%
Denied Requests	9,410	12.2%
Total Standard Cases:	76,956	


The mean (average) time that it took in days to make standard prior authorization decisions was:

**0 days**

The median (middle) time it took in days to make standard prior authorization decisions was:

**0.0 days**

### Expedited



■ Approved: 96.9%  
■ Approved After Appeal: 0.0%  
■ Denied: 3.1%

#### Expedited Priority

	<u>Case Volume</u>	<u>PCT</u>
Approved Original Determination	22,564	96.9%
Approved After Appeal	0	0.0%
Denied Requests	715	3.1%
Total Expedited Cases:	23,279	

The mean (average) time that it took in hours to make expedited prior authorization decisions was:

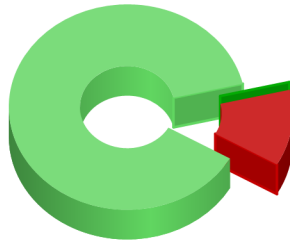
**0 hours**

The median (middle) time it took in hours to make expedited prior authorization decisions was:

**4.5 hours**

## Health Plan Name: UHCMOEX

### Standard



■ Approved: 88.0%  
■ Approved After Appeal: 0.0%  
■ Denied: 12.0%

#### Standard Priority

	<u>Case Volume</u>	<u>PCT</u>
Approved Original Determination	4,962	88.0%
Approved After Appeal	0	0.0%
Denied Requests	676	12.0%
Total Standard Cases:	5,638	


The mean (average) time that it took in days to make standard prior authorization decisions was:

**0 days**

The median (middle) time it took in days to make standard prior authorization decisions was:

**1.0 days**

### Expedited



■ Approved: 86.8%  
■ Approved After Appeal: 0.0%  
■ Denied: 13.2%

#### Expedited Priority

	<u>Case Volume</u>	<u>PCT</u>
Approved Original Determination	2,235	86.8%
Approved After Appeal	0	0.0%
Denied Requests	339	13.2%
Total Expedited Cases:	2,574	

The mean (average) time that it took in hours to make expedited prior authorization decisions was:


**-17 hours**

The median (middle) time it took in hours to make expedited prior authorization decisions was:

**0.0 hours**

## Health Plan Name: UHCMOMC

### Standard



■ Approved: 90.7%  
■ Approved After Appeal: 0.0%  
■ Denied: 9.3%

#### Standard Priority

	<u>Case Volume</u>	<u>PCT</u>
Approved Original Determination	12,886	90.7%
Approved After Appeal	0	0.0%
Denied Requests	1,316	9.3%
Total Standard Cases:	14,202	


The mean (average) time that it took in days to make standard prior authorization decisions was:

**0 days**

The median (middle) time it took in days to make standard prior authorization decisions was:

**0.0 days**

### Expedited



■ Approved: 85.3%  
■ Approved After Appeal: 0.0%  
■ Denied: 14.7%

#### Expedited Priority


	<u>Case Volume</u>	<u>PCT</u>
Approved Original Determination	6,952	85.3%
Approved After Appeal	0	0.0%
Denied Requests	1,196	14.7%
Total Expedited Cases:	8,148	

The mean (average) time that it took in hours to make expedited prior authorization decisions was:

**0 hours**

The median (middle) time it took in hours to make expedited prior authorization decisions was:

**0.5 hours**

**Health Plan Name: UHCMSEX**
**Standard**


■ Approved: 81.9%  
■ Approved After Appeal: 0.0%  
■ Denied: 18.1%

**Standard Priority**


<u>Case Volume</u>	<u>PCT</u>
Approved Original Determination	2,784 81.9%
Approved After Appeal	0 0.0%
Denied Requests	617 18.1%
Total Standard Cases:	3,401

The mean (average) time that it took in days to make standard prior authorization decisions was:

**0 days**

The median (middle) time it took in days to make standard prior authorization decisions was:

**1.0 days**

**Expedited**


■ Approved: 80.1%  
■ Approved After Appeal: 0.0%  
■ Denied: 20.0%

**Expedited Priority**

<u>Case Volume</u>	<u>PCT</u>
Approved Original Determination	1,031 80.1%
Approved After Appeal	0 0.0%
Denied Requests	257 20.0%
Total Expedited Cases:	1,288

The mean (average) time that it took in hours to make expedited prior authorization decisions was:

**0 hours**


The median (middle) time it took in hours to make expedited prior authorization decisions was:

**0.0 hours**



## Health Plan Name: UHCMSMC

### Standard



■ Approved: 89.6%  
■ Approved After Appeal: 0.0%  
■ Denied: 10.4%

#### Standard Priority

	<u>Case Volume</u>	<u>PCT</u>
Approved Original Determination	9,493	89.6%
Approved After Appeal	0	0.0%
Denied Requests	1,106	10.4%
Total Standard Cases:	10,599	


The mean (average) time that it took in days to make standard prior authorization decisions was:

**0 days**

The median (middle) time it took in days to make standard prior authorization decisions was:

**0.0 days**

### Expedited



■ Approved: 87.9%  
■ Approved After Appeal: 0.0%  
■ Denied: 12.1%

#### Expedited Priority

	<u>Case Volume</u>	<u>PCT</u>
Approved Original Determination	4,639	87.9%
Approved After Appeal	0	0.0%
Denied Requests	636	12.1%
Total Expedited Cases:	5,275	

The mean (average) time that it took in hours to make expedited prior authorization decisions was:

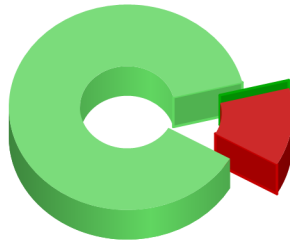
**-26 hours**

The median (middle) time it took in hours to make expedited prior authorization decisions was:

**0.0 hours**

## Health Plan Name: UHCNCEX

### Standard



■ Approved: 87.8%  
■ Approved After Appeal: 0.0%  
■ Denied: 12.2%

#### Standard Priority

	<u>Case Volume</u>	<u>PCT</u>
Approved Original Determination	10,369	87.8%
Approved After Appeal	0	0.0%
Denied Requests	1,446	12.2%
Total Standard Cases:	11,815	


The mean (average) time that it took in days to make standard prior authorization decisions was:

**0 days**

The median (middle) time it took in days to make standard prior authorization decisions was:

**1.0 days**

### Expedited



■ Approved: 85.9%  
■ Approved After Appeal: 0.0%  
■ Denied: 14.2%

#### Expedited Priority

	<u>Case Volume</u>	<u>PCT</u>
Approved Original Determination	2,893	85.9%
Approved After Appeal	0	0.0%
Denied Requests	477	14.2%
Total Expedited Cases:	3,370	

The mean (average) time that it took in hours to make expedited prior authorization decisions was:


**0 hours**

The median (middle) time it took in hours to make expedited prior authorization decisions was:

**0.0 hours**

**Health Plan Name: UHCNCMC**

**Standard**



■ Approved: 91.5%  
■ Approved After Appeal: 0.0%  
■ Denied: 8.5%

**Standard Priority**

	<b><u>Case Volume</u></b>	<b><u>PCT</u></b>
Approved Original Determination	13,159	91.5%
Approved After Appeal	0	0.0%
Denied Requests	1,219	8.5%
Total Standard Cases:	14,378	


The mean (average) time that it took in days to make standard prior authorization decisions was:

**0 days**

The median (middle) time it took in days to make standard prior authorization decisions was:

**0.0 days**

**Expedited**



■ Approved: 88.0%  
■ Approved After Appeal: 0.0%  
■ Denied: 12.0%

**Expedited Priority**

	<b><u>Case Volume</u></b>	<b><u>PCT</u></b>
Approved Original Determination	5,202	88.0%
Approved After Appeal	0	0.0%
Denied Requests	712	12.0%
Total Expedited Cases:	5,914	

The mean (average) time that it took in hours to make expedited prior authorization decisions was:

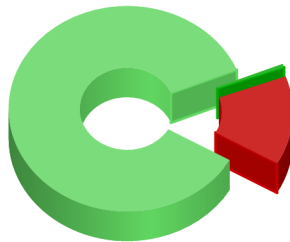
**0 hours**

The median (middle) time it took in hours to make expedited prior authorization decisions was:

**2.0 hours**


## Health Plan Name: UHCNCMD

### Standard



■ Approved: 85.5%  
■ Approved After Appeal: 0.6%  
■ Denied: 14.0%

### Expedited



■ Approved: 88.9%  
■ Approved After Appeal: 0.6%  
■ Denied: 10.6%

#### Standard Priority

	<u>Case Volume</u>	<u>PCT</u>
Approved Original Determination	208,059	85.5%
Approved After Appeal	1,332	0.6%
Denied Requests	33,985	14.0%
Total Standard Cases:	243,376	

The mean (average) time that it took in days to make standard prior authorization decisions was:

**0 days**

The median (middle) time it took in days to make standard prior authorization decisions was:

**0.0 days**

#### Expedited Priority

	<u>Case Volume</u>	<u>PCT</u>
Approved Original Determination	46,149	88.9%
Approved After Appeal	283	0.6%
Denied Requests	5,476	10.6%
Total Expedited Cases:	51,908	

The mean (average) time that it took in hours to make expedited prior authorization decisions was:

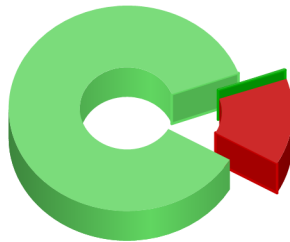
**-5 hours**

The median (middle) time it took in hours to make expedited prior authorization decisions was:

**7.0 hours**


## Health Plan Name: UHCNE

### Standard



■ Approved: 86.1%  
■ Approved After Appeal: 0.3%  
■ Denied: 13.6%

### Expedited



■ Approved: 76.7%  
■ Approved After Appeal: 0.9%  
■ Denied: 22.4%

#### Standard Priority

	<u>Case Volume</u>	<u>PCT</u>
Approved Original Determination	59,887	86.1%
Approved After Appeal	219	0.3%
Denied Requests	9,452	13.6%
Total Standard Cases:	69,558	

The mean (average) time that it took in days to make standard prior authorization decisions was:

**0 days**

The median (middle) time it took in days to make standard prior authorization decisions was:

**0.0 days**

#### Expedited Priority

	<u>Case Volume</u>	<u>PCT</u>
Approved Original Determination	8,541	76.7%
Approved After Appeal	96	0.9%
Denied Requests	2,494	22.4%
Total Expedited Cases:	11,131	

The mean (average) time that it took in hours to make expedited prior authorization decisions was:

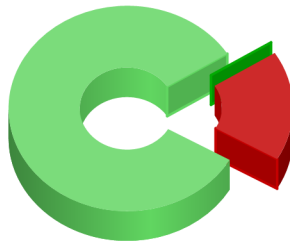
**-28 hours**

The median (middle) time it took in hours to make expedited prior authorization decisions was:

**6.5 hours**

## Health Plan Name: UHCNEEX

### Standard



■ Approved: 82.7%  
■ Approved After Appeal: 0.0%  
■ Denied: 17.3%

#### Standard Priority

	<u>Case Volume</u>	<u>PCT</u>
Approved Original Determination	794	82.7%
Approved After Appeal	0	0.0%
Denied Requests	166	17.3%
Total Standard Cases:	960	

The mean (average) time that it took in days to make standard prior authorization decisions was:

**0 days**

The median (middle) time it took in days to make standard prior authorization decisions was:

**1.0 days**

### Expedited



■ Approved: 69.2%  
■ Approved After Appeal: 0.0%  
■ Denied: 30.8%

#### Expedited Priority

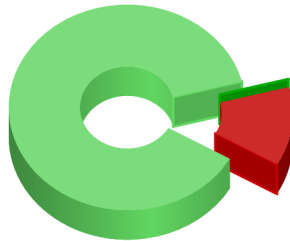
	<u>Case Volume</u>	<u>PCT</u>
Approved Original Determination	270	69.2%
Approved After Appeal	0	0.0%
Denied Requests	120	30.8%
Total Expedited Cases:	390	

The mean (average) time that it took in hours to make expedited prior authorization decisions was:

**-117 hours**

The median (middle) time it took in hours to make expedited prior authorization decisions was:

**0.0 hours**

**Health Plan Name: UHCNEMC**
**Standard**


■ Approved: 87.6%  
■ Approved After Appeal: 0.0%  
■ Denied: 12.4%

**Standard Priority**


<u>Case Volume</u>	<u>PCT</u>
Approved Original Determination	7,451 87.6%
Approved After Appeal	0 0.0%
Denied Requests	1,054 12.4%
Total Standard Cases:	8,505

The mean (average) time that it took in days to make standard prior authorization decisions was:

**0 days**

The median (middle) time it took in days to make standard prior authorization decisions was:

**0.0 days**

**Expedited**


■ Approved: 87.0%  
■ Approved After Appeal: 0.0%  
■ Denied: 13.0%

**Expedited Priority**

<u>Case Volume</u>	<u>PCT</u>
Approved Original Determination	3,416 87.0%
Approved After Appeal	0 0.0%
Denied Requests	511 13.0%
Total Expedited Cases:	3,927

The mean (average) time that it took in hours to make expedited prior authorization decisions was:

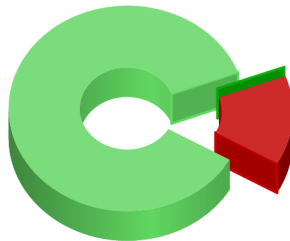
**0 hours**

The median (middle) time it took in hours to make expedited prior authorization decisions was:

**1.5 hours**

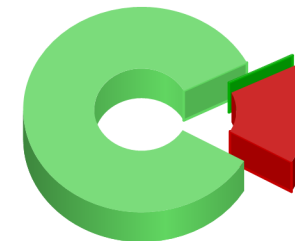
## Health Plan Name: UHCNJ

### Standard



■ Approved: 85.9%  
■ Approved After Appeal: 0.1%  
■ Denied: 14.0%

### Expedited



■ Approved: 84.1%  
■ Approved After Appeal: 0.3%  
■ Denied: 15.6%

#### Standard Priority

	<u>Case Volume</u>	<u>PCT</u>
Approved Original Determination	276,211	85.9%
Approved After Appeal	208	0.1%
Denied Requests	44,976	14.0%
Total Standard Cases:	321,395	

The mean (average) time that it took in days to make standard prior authorization decisions was:

**0 days**

The median (middle) time it took in days to make standard prior authorization decisions was:

**0.0 days**

#### Expedited Priority

	<u>Case Volume</u>	<u>PCT</u>
Approved Original Determination	35,442	84.1%
Approved After Appeal	110	0.3%
Denied Requests	6,586	15.6%
Total Expedited Cases:	42,138	

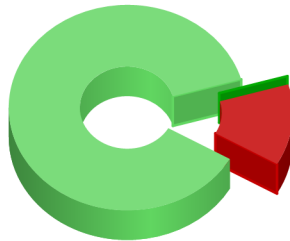
The mean (average) time that it took in hours to make expedited prior authorization decisions was:

**-18 hours**

The median (middle) time it took in hours to make expedited prior authorization decisions was:

**7.5 hours**



**Health Plan Name: UHCNJEX**
**Standard**


■ Approved: 87.2%  
■ Approved After Appeal: 0.0%  
■ Denied: 12.8%

**Standard Priority**


	<b><u>Case Volume</u></b>	<b><u>PCT</u></b>
Approved Original Determination	4,422	87.2%
Approved After Appeal	0	0.0%
Denied Requests	648	12.8%
Total Standard Cases:	5,070	

The mean (average) time that it took in days to make standard prior authorization decisions was:

**0 days**

The median (middle) time it took in days to make standard prior authorization decisions was:

**1.0 days**

**Expedited**


■ Approved: 89.0%  
■ Approved After Appeal: 0.0%  
■ Denied: 11.0%

**Expedited Priority**

	<b><u>Case Volume</u></b>	<b><u>PCT</u></b>
Approved Original Determination	1,126	89.0%
Approved After Appeal	0	0.0%
Denied Requests	139	11.0%
Total Expedited Cases:	1,265	

The mean (average) time that it took in hours to make expedited prior authorization decisions was:


**-35 hours**

The median (middle) time it took in hours to make expedited prior authorization decisions was:

**0.0 hours**

## Health Plan Name: UHCNJSP

### Standard



■ Approved: 93.2%  
■ Approved After Appeal: 0.0%  
■ Denied: 6.8%

#### Standard Priority

	<u>Case Volume</u>	<u>PCT</u>
Approved Original Determination	19,356	93.2%
Approved After Appeal	0	0.0%
Denied Requests	1,420	6.8%
Total Standard Cases:	20,776	


The mean (average) time that it took in days to make standard prior authorization decisions was:

**0 days**

The median (middle) time it took in days to make standard prior authorization decisions was:

**0.0 days**

### Expedited



■ Approved: 92.9%  
■ Approved After Appeal: 0.0%  
■ Denied: 7.1%

#### Expedited Priority

	<u>Case Volume</u>	<u>PCT</u>
Approved Original Determination	6,878	92.9%
Approved After Appeal	0	0.0%
Denied Requests	525	7.1%
Total Expedited Cases:	7,403	

The mean (average) time that it took in hours to make expedited prior authorization decisions was:


**-247 hours**

The median (middle) time it took in hours to make expedited prior authorization decisions was:

**3.0 hours**

## Health Plan Name: UHCNMC

### Standard



■ Approved: 81.8%  
■ Approved After Appeal: 0.1%  
■ Denied: 18.1%

#### Standard Priority

<u>Case Volume</u>	<u>PCT</u>
Approved Original Determination	11,329 81.8%
Approved After Appeal	18 0.1%
Denied Requests	2,499 18.1%
Total Standard Cases:	13,846


The mean (average) time that it took in days to make standard prior authorization decisions was:

**0 days**

The median (middle) time it took in days to make standard prior authorization decisions was:

**0.0 days**

### Expedited



■ Approved: 80.5%  
■ Approved After Appeal: 1.0%  
■ Denied: 18.5%

#### Expedited Priority

<u>Case Volume</u>	<u>PCT</u>
Approved Original Determination	1,988 80.5%
Approved After Appeal	24 1.0%
Denied Requests	458 18.5%
Total Expedited Cases:	2,470

The mean (average) time that it took in hours to make expedited prior authorization decisions was:


**0 hours**

The median (middle) time it took in hours to make expedited prior authorization decisions was:

**9.0 hours**

**Health Plan Name: UHCNMEX**

**Standard**



■ Approved: 79.8%  
■ Approved After Appeal: 0.0%  
■ Denied: 20.2%

**Standard Priority**

<u>Case Volume</u>	<u>PCT</u>
Approved Original Determination	3,686 79.8%
Approved After Appeal	0 0.0%
Denied Requests	935 20.2%
Total Standard Cases:	4,621


The mean (average) time that it took in days to make standard prior authorization decisions was:

**0 days**

The median (middle) time it took in days to make standard prior authorization decisions was:

**0.0 days**

**Expedited**



■ Approved: 89.4%  
■ Approved After Appeal: 0.0%  
■ Denied: 10.6%

**Expedited Priority**

<u>Case Volume</u>	<u>PCT</u>
Approved Original Determination	1,311 89.4%
Approved After Appeal	0 0.0%
Denied Requests	155 10.6%
Total Expedited Cases:	1,466

The mean (average) time that it took in hours to make expedited prior authorization decisions was:


**0 hours**

The median (middle) time it took in hours to make expedited prior authorization decisions was:

**0.0 hours**

## Health Plan Name: UHCNMM

### Standard



■ Approved: 91.6%  
■ Approved After Appeal: 0.0%  
■ Denied: 8.4%

#### Standard Priority

	<u>Case Volume</u>	<u>PCT</u>
Approved Original Determination	4,918	91.6%
Approved After Appeal	0	0.0%
Denied Requests	453	8.4%
Total Standard Cases:	5,371	

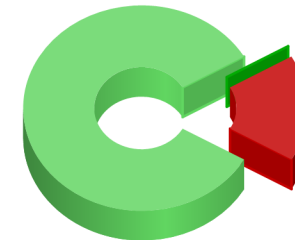
The mean (average) time that it took in days to make standard prior authorization decisions was:

**0 days**

The median (middle) time it took in days to make standard prior authorization decisions was:

**0.0 days**

### Expedited



■ Approved: 83.3%  
■ Approved After Appeal: 0.0%  
■ Denied: 16.7%

#### Expedited Priority

	<u>Case Volume</u>	<u>PCT</u>
Approved Original Determination	1,844	83.3%
Approved After Appeal	0	0.0%
Denied Requests	370	16.7%
Total Expedited Cases:	2,214	

The mean (average) time that it took in hours to make expedited prior authorization decisions was:

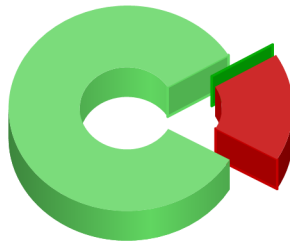
**-124 hours**

The median (middle) time it took in hours to make expedited prior authorization decisions was:

**0.0 hours**

## Health Plan Name: UHCNY

### Standard



■ Approved: 83.0%  
■ Approved After Appeal: 0.0%  
■ Denied: 17.0%

#### Standard Priority

	<u>Case Volume</u>	<u>PCT</u>
Approved Original Determination	242,704	83.0%
Approved After Appeal	83	0.0%
Denied Requests	49,588	17.0%
Total Standard Cases:	292,375	


The mean (average) time that it took in days to make standard prior authorization decisions was:

**0 days**

The median (middle) time it took in days to make standard prior authorization decisions was:

**0.0 days**

### Expedited



■ Approved: 86.0%  
■ Approved After Appeal: 0.1%  
■ Denied: 13.9%

#### Expedited Priority

	<u>Case Volume</u>	<u>PCT</u>
Approved Original Determination	48,913	86.0%
Approved After Appeal	37	0.1%
Denied Requests	7,922	13.9%
Total Expedited Cases:	56,872	

The mean (average) time that it took in hours to make expedited prior authorization decisions was:


**-31 hours**

The median (middle) time it took in hours to make expedited prior authorization decisions was:

**6.0 hours**

**Health Plan Name: UHCOH**

**Standard**



■ Approved: 94.1%  
■ Approved After Appeal: 0.0%  
■ Denied: 5.9%

**Standard Priority**

	<b><u>Case Volume</u></b>	<b><u>PCT</u></b>
Approved Original Determination	156,298	94.1%
Approved After Appeal	2	0.0%
Denied Requests	9,788	5.9%
Total Standard Cases:	166,088	


The mean (average) time that it took in days to make standard prior authorization decisions was:

**0 days**

The median (middle) time it took in days to make standard prior authorization decisions was:

**0.0 days**

**Expedited**



■ Approved: 95.4%  
■ Approved After Appeal: 0.0%  
■ Denied: 4.6%

**Expedited Priority**


	<b><u>Case Volume</u></b>	<b><u>PCT</u></b>
Approved Original Determination	29,155	95.4%
Approved After Appeal	0	0.0%
Denied Requests	1,404	4.6%
Total Expedited Cases:	30,559	

The mean (average) time that it took in hours to make expedited prior authorization decisions was:

**-32 hours**

The median (middle) time it took in hours to make expedited prior authorization decisions was:

**4.0 hours**

**Health Plan Name: UHCOHEX**
**Standard**


■ Approved: 73.9%  
■ Approved After Appeal: 0.0%  
■ Denied: 26.1%

**Standard Priority**

<u>Case Volume</u>	<u>PCT</u>
Approved Original Determination	4,370 73.9%
Approved After Appeal	0 0.0%
Denied Requests	1,545 26.1%
Total Standard Cases:	5,915

The mean (average) time that it took in days to make standard prior authorization decisions was:

**0 days**

The median (middle) time it took in days to make standard prior authorization decisions was:

**1.0 days**

**Expedited**


■ Approved: 74.4%  
■ Approved After Appeal: 0.0%  
■ Denied: 25.6%

**Expedited Priority**

<u>Case Volume</u>	<u>PCT</u>
Approved Original Determination	1,807 74.4%
Approved After Appeal	0 0.0%
Denied Requests	621 25.6%
Total Expedited Cases:	2,428

The mean (average) time that it took in hours to make expedited prior authorization decisions was:

**-37 hours**


The median (middle) time it took in hours to make expedited prior authorization decisions was:

**0.0 hours**



## Health Plan Name: UHCOHMC

### Standard



■ Approved: 92.1%  
■ Approved After Appeal: 0.0%  
■ Denied: 7.9%

#### Standard Priority

	<u>Case Volume</u>	<u>PCT</u>
Approved Original Determination	45,059	92.1%
Approved After Appeal	0	0.0%
Denied Requests	3,865	7.9%
Total Standard Cases:	48,924	


The mean (average) time that it took in days to make standard prior authorization decisions was:

**-1 days**

The median (middle) time it took in days to make standard prior authorization decisions was:

**0.0 days**

### Expedited



■ Approved: 86.4%  
■ Approved After Appeal: 0.0%  
■ Denied: 13.7%

#### Expedited Priority

	<u>Case Volume</u>	<u>PCT</u>
Approved Original Determination	18,616	86.4%
Approved After Appeal	0	0.0%
Denied Requests	2,943	13.7%
Total Expedited Cases:	21,559	

The mean (average) time that it took in hours to make expedited prior authorization decisions was:

**-40 hours**

The median (middle) time it took in hours to make expedited prior authorization decisions was:

**1.0 hours**

## Health Plan Name: UHCOKEX

### Standard



■ Approved: 71.3%  
■ Approved After Appeal: 0.0%  
■ Denied: 28.7%

#### Standard Priority

	<u>Case Volume</u>	<u>PCT</u>
Approved Original Determination	1,430	71.3%
Approved After Appeal	0	0.0%
Denied Requests	575	28.7%
Total Standard Cases:	2,005	


The mean (average) time that it took in days to make standard prior authorization decisions was:

**0 days**

The median (middle) time it took in days to make standard prior authorization decisions was:

**1.0 days**

### Expedited



■ Approved: 67.6%  
■ Approved After Appeal: 0.0%  
■ Denied: 32.5%

#### Expedited Priority

	<u>Case Volume</u>	<u>PCT</u>
Approved Original Determination	562	67.6%
Approved After Appeal	0	0.0%
Denied Requests	270	32.5%
Total Expedited Cases:	832	

The mean (average) time that it took in hours to make expedited prior authorization decisions was:


**-55 hours**

The median (middle) time it took in hours to make expedited prior authorization decisions was:

**0.0 hours**

**Health Plan Name: UHCOKMC**

**Standard**



■ Approved: 91.4%  
■ Approved After Appeal: 0.0%  
■ Denied: 8.7%

**Standard Priority**

	<b><u>Case Volume</u></b>	<b><u>PCT</u></b>
Approved Original Determination	19,252	91.4%
Approved After Appeal	0	0.0%
Denied Requests	1,822	8.7%
Total Standard Cases:	21,074	

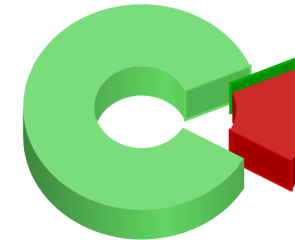
The mean (average) time that it took in days to make standard prior authorization decisions was:

**0 days**

The median (middle) time it took in days to make standard prior authorization decisions was:

**0.0 days**

**Expedited**



■ Approved: 85.1%  
■ Approved After Appeal: 0.0%  
■ Denied: 14.9%

**Expedited Priority**

	<b><u>Case Volume</u></b>	<b><u>PCT</u></b>
Approved Original Determination	9,573	85.1%
Approved After Appeal	0	0.0%
Denied Requests	1,675	14.9%
Total Expedited Cases:	11,248	

The mean (average) time that it took in hours to make expedited prior authorization decisions was:


**-20 hours**

The median (middle) time it took in hours to make expedited prior authorization decisions was:

**0.0 hours**

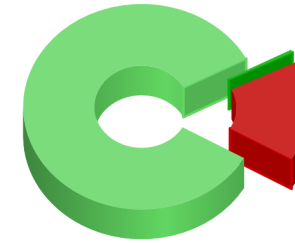
**Health Plan Name: UHCPA**

**Standard**



■ Approved: 80.6%  
■ Approved After Appeal: 0.3%  
■ Denied: 19.2%

**Expedited**



■ Approved: 83.9%  
■ Approved After Appeal: 0.5%  
■ Denied: 15.6%

**Standard Priority**

**Case Volume**

**PCT**

Approved Original Determination	30,738	80.6%
Approved After Appeal	100	0.3%
Denied Requests	7,310	19.2%
Total Standard Cases:	38,148	

**Expedited Priority**

**Case Volume**

**PCT**

Approved Original Determination	9,341	83.9%
Approved After Appeal	51	0.5%
Denied Requests	1,739	15.6%
Total Expedited Cases:	11,131	

The mean (average) time that it took in days to make standard prior authorization decisions was:

**0 days**

The median (middle) time it took in days to make standard prior authorization decisions was:

**0.0 days**

The mean (average) time that it took in hours to make expedited prior authorization decisions was:


**-41 hours**

The median (middle) time it took in hours to make expedited prior authorization decisions was:

**4.5 hours**

## Health Plan Name: UHCPASP

### Standard



■ Approved: 92.2%  
■ Approved After Appeal: 0.0%  
■ Denied: 7.8%

#### Standard Priority

	<u>Case Volume</u>	<u>PCT</u>
Approved Original Determination	15,061	92.2%
Approved After Appeal	0	0.0%
Denied Requests	1,278	7.8%
Total Standard Cases:	16,339	


The mean (average) time that it took in days to make standard prior authorization decisions was:

**-5 days**

The median (middle) time it took in days to make standard prior authorization decisions was:

**0.0 days**

### Expedited



■ Approved: 87.2%  
■ Approved After Appeal: 0.0%  
■ Denied: 12.8%

#### Expedited Priority

	<u>Case Volume</u>	<u>PCT</u>
Approved Original Determination	6,591	87.2%
Approved After Appeal	0	0.0%
Denied Requests	971	12.8%
Total Expedited Cases:	7,562	

The mean (average) time that it took in hours to make expedited prior authorization decisions was:


**-54 hours**

The median (middle) time it took in hours to make expedited prior authorization decisions was:

**0.0 hours**

## Health Plan Name: UHCRIDS

### Standard



■ Approved: 95.2%  
■ Approved After Appeal: 0.0%  
■ Denied: 4.8%

#### Standard Priority

	<u>Case Volume</u>	<u>PCT</u>
Approved Original Determination	5,334	95.2%
Approved After Appeal	0	0.0%
Denied Requests	268	4.8%
Total Standard Cases:	5,602	


The mean (average) time that it took in days to make standard prior authorization decisions was:

**0 days**

The median (middle) time it took in days to make standard prior authorization decisions was:

**0.0 days**

### Expedited



■ Approved: 93.8%  
■ Approved After Appeal: 0.0%  
■ Denied: 6.2%

#### Expedited Priority

	<u>Case Volume</u>	<u>PCT</u>
Approved Original Determination	2,469	93.8%
Approved After Appeal	0	0.0%
Denied Requests	164	6.2%
Total Expedited Cases:	2,633	

The mean (average) time that it took in hours to make expedited prior authorization decisions was:

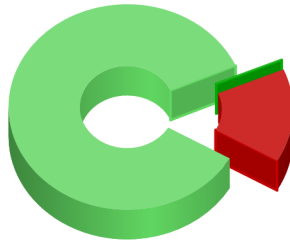
**-17 hours**

The median (middle) time it took in hours to make expedited prior authorization decisions was:

**0.0 hours**


**Health Plan Name: UHCRIMC**

**Standard**



■ Approved: 85.1%  
■ Approved After Appeal: 0.2%  
■ Denied: 14.7%

**Expedited**



■ Approved: 85.1%  
■ Approved After Appeal: 0.6%  
■ Denied: 14.3%

**Standard Priority**

**Case Volume**

**PCT**

Approved Original Determination	39,414	85.1%
Approved After Appeal	93	0.2%
Denied Requests	6,817	14.7%
Total Standard Cases:	46,324	

**Expedited Priority**

**Case Volume**

**PCT**

Approved Original Determination	12,306	85.1%
Approved After Appeal	89	0.6%
Denied Requests	2,063	14.3%
Total Expedited Cases:	14,458	

The mean (average) time that it took in days to make standard prior authorization decisions was:

**0 days**

The median (middle) time it took in days to make standard prior authorization decisions was:


**0.0 days**

The mean (average) time that it took in hours to make expedited prior authorization decisions was:

**0 hours**

The median (middle) time it took in hours to make expedited prior authorization decisions was:

**7.5 hours**

**Health Plan Name: UHCSEX**
**Standard**


■ Approved: 76.4%  
■ Approved After Appeal: 0.0%  
■ Denied: 23.6%

**Standard Priority**

<u>Case Volume</u>	<u>PCT</u>
Approved Original Determination	4,001 76.4%
Approved After Appeal	0 0.0%
Denied Requests	1,233 23.6%
Total Standard Cases:	5,234

The mean (average) time that it took in days to make standard prior authorization decisions was:

**0 days**

The median (middle) time it took in days to make standard prior authorization decisions was:

**1.0 days**

**Expedited**


■ Approved: 73.1%  
■ Approved After Appeal: 0.0%  
■ Denied: 27.0%

**Expedited Priority**

<u>Case Volume</u>	<u>PCT</u>
Approved Original Determination	1,301 73.1%
Approved After Appeal	0 0.0%
Denied Requests	480 27.0%
Total Expedited Cases:	1,781

The mean (average) time that it took in hours to make expedited prior authorization decisions was:

**-51 hours**


The median (middle) time it took in hours to make expedited prior authorization decisions was:

**0.0 hours**



**Health Plan Name: UHCTN**

**Standard**



■ Approved: 92.2%  
■ Approved After Appeal: 0.0%  
■ Denied: 7.8%

**Standard Priority**

	<b><u>Case Volume</u></b>	<b><u>PCT</u></b>
Approved Original Determination	133,619	92.2%
Approved After Appeal	0	0.0%
Denied Requests	11,315	7.8%
Total Standard Cases:	144,934	


The mean (average) time that it took in days to make standard prior authorization decisions was:

**0 days**

The median (middle) time it took in days to make standard prior authorization decisions was:

**0.0 days**

**Expedited**



■ Approved: 90.6%  
■ Approved After Appeal: 0.0%  
■ Denied: 9.4%

**Expedited Priority**

	<b><u>Case Volume</u></b>	<b><u>PCT</u></b>
Approved Original Determination	40,255	90.6%
Approved After Appeal	0	0.0%
Denied Requests	4,158	9.4%
Total Expedited Cases:	44,413	

The mean (average) time that it took in hours to make expedited prior authorization decisions was:

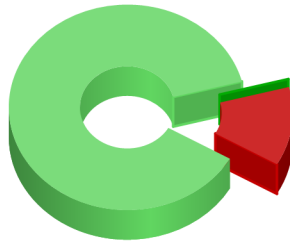
**-186 hours**

The median (middle) time it took in hours to make expedited prior authorization decisions was:

**-5.0 hours**

## Health Plan Name: UHCTNEX

### Standard



■ Approved: 87.6%  
■ Approved After Appeal: 0.0%  
■ Denied: 12.4%

#### Standard Priority

	<u>Case Volume</u>	<u>PCT</u>
Approved Original Determination	19,879	87.6%
Approved After Appeal	0	0.0%
Denied Requests	2,812	12.4%
Total Standard Cases:	22,691	


The mean (average) time that it took in days to make standard prior authorization decisions was:

**-2 days**

The median (middle) time it took in days to make standard prior authorization decisions was:

**1.0 days**

### Expedited



■ Approved: 86.6%  
■ Approved After Appeal: 0.0%  
■ Denied: 13.5%

#### Expedited Priority

	<u>Case Volume</u>	<u>PCT</u>
Approved Original Determination	5,507	86.6%
Approved After Appeal	0	0.0%
Denied Requests	856	13.5%
Total Expedited Cases:	6,363	

The mean (average) time that it took in hours to make expedited prior authorization decisions was:

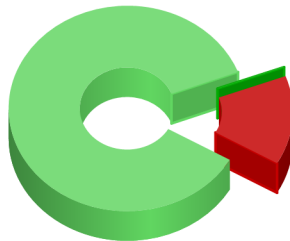
**-14 hours**

The median (middle) time it took in hours to make expedited prior authorization decisions was:

**0.0 hours**

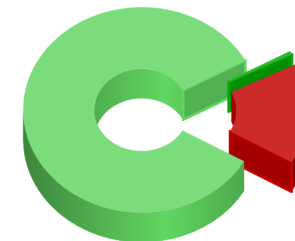
## Health Plan Name: UHCTX

### Standard



■ Approved: 85.9%  
■ Approved After Appeal: 0.1%  
■ Denied: 14.0%

### Expedited



■ Approved: 83.7%  
■ Approved After Appeal: 0.6%  
■ Denied: 15.8%

#### Standard Priority

	<u>Case Volume</u>	<u>PCT</u>
Approved Original Determination	230,389	85.9%
Approved After Appeal	317	0.1%
Denied Requests	37,537	14.0%
Total Standard Cases:	268,243	

#### Expedited Priority

	<u>Case Volume</u>	<u>PCT</u>
Approved Original Determination	26,332	83.7%
Approved After Appeal	180	0.6%
Denied Requests	4,959	15.8%
Total Expedited Cases:	31,471	

The mean (average) time that it took in days to make standard prior authorization decisions was:

**0 days**

The median (middle) time it took in days to make standard prior authorization decisions was:

**0.0 days**

The mean (average) time that it took in hours to make expedited prior authorization decisions was:


**0 hours**

The median (middle) time it took in hours to make expedited prior authorization decisions was:

**11.0 hours**

## Health Plan Name: UHCTXEX

### Standard



■ Approved: 75.7%  
■ Approved After Appeal: 0.0%  
■ Denied: 24.3%

#### Standard Priority

<u>Case Volume</u>	<u>PCT</u>
Approved Original Determination	31,028 75.7%
Approved After Appeal	0 0.0%
Denied Requests	9,967 24.3%
Total Standard Cases:	40,995

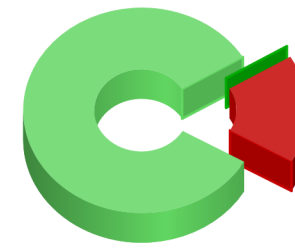
The mean (average) time that it took in days to make standard prior authorization decisions was:

**0 days**

The median (middle) time it took in days to make standard prior authorization decisions was:

**0.0 days**

### Expedited



■ Approved: 83.0%  
■ Approved After Appeal: 0.0%  
■ Denied: 17.0%

#### Expedited Priority

<u>Case Volume</u>	<u>PCT</u>
Approved Original Determination	7,728 83.0%
Approved After Appeal	0 0.0%
Denied Requests	1,583 17.0%
Total Expedited Cases:	9,311

The mean (average) time that it took in hours to make expedited prior authorization decisions was:

**-78 hours**

The median (middle) time it took in hours to make expedited prior authorization decisions was:

**0.0 hours**

## Health Plan Name: UHCTXMC

### Standard



■ Approved: 71.1%  
■ Approved After Appeal: 0.0%  
■ Denied: 28.9%

#### Standard Priority

	<u>Case Volume</u>	<u>PCT</u>
Approved Original Determination	3,526	71.1%
Approved After Appeal	2	0.0%
Denied Requests	1,435	28.9%
Total Standard Cases:	4,963	


The mean (average) time that it took in days to make standard prior authorization decisions was:

**-2 days**

The median (middle) time it took in days to make standard prior authorization decisions was:

**0.0 days**

### Expedited



■ Approved: 89.7%  
■ Approved After Appeal: 0.2%  
■ Denied: 10.2%

#### Expedited Priority

	<u>Case Volume</u>	<u>PCT</u>
Approved Original Determination	590	89.7%
Approved After Appeal	1	0.2%
Denied Requests	67	10.2%
Total Expedited Cases:	658	

The mean (average) time that it took in hours to make expedited prior authorization decisions was:

**-14583 hours**

The median (middle) time it took in hours to make expedited prior authorization decisions was:

**3.5 hours**

**Health Plan Name: UHCTXMM**
**Standard**


■ Approved: 62.4%  
■ Approved After Appeal: 0.0%  
■ Denied: 37.6%

**Standard Priority**


	<b><u>Case Volume</u></b>	<b><u>PCT</u></b>
Approved Original Determination	111	62.4%
Approved After Appeal	0	0.0%
Denied Requests	67	37.6%
Total Standard Cases:	178	

The mean (average) time that it took in days to make standard prior authorization decisions was:

**0 days**

The median (middle) time it took in days to make standard prior authorization decisions was:

**0.0 days**

**Expedited**


■ Approved: 100.0%  
■ Approved After Appeal: 0.0%  
■ Denied: 0.0%

**Expedited Priority**

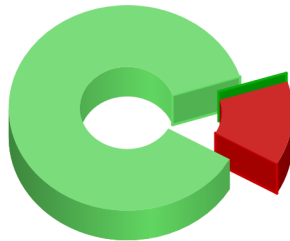
	<b><u>Case Volume</u></b>	<b><u>PCT</u></b>
Approved Original Determination	3	100.0%
Approved After Appeal	0	0.0%
Denied Requests	0	0.0%
Total Expedited Cases:	3	

The mean (average) time that it took in hours to make expedited prior authorization decisions was:

**0 hours**

The median (middle) time it took in hours to make expedited prior authorization decisions was:

**2.0 hours**

**Health Plan Name: UHCVA**
**Standard**


■ Approved: 86.7%  
■ Approved After Appeal: 0.1%  
■ Denied: 13.2%

**Standard Priority**


	<b><u>Case Volume</u></b>	<b><u>PCT</u></b>
Approved Original Determination	166,454	86.7%
Approved After Appeal	139	0.1%
Denied Requests	25,327	13.2%
Total Standard Cases:	191,920	

The mean (average) time that it took in days to make standard prior authorization decisions was:

**-1 days**

The median (middle) time it took in days to make standard prior authorization decisions was:

**0.0 days**

**Expedited**


■ Approved: 76.7%  
■ Approved After Appeal: 0.4%  
■ Denied: 22.9%

**Expedited Priority**

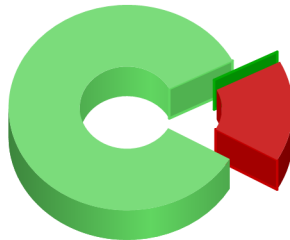
	<b><u>Case Volume</u></b>	<b><u>PCT</u></b>
Approved Original Determination	14,206	76.7%
Approved After Appeal	64	0.4%
Denied Requests	4,249	22.9%
Total Expedited Cases:	18,519	

The mean (average) time that it took in hours to make expedited prior authorization decisions was:

**-2 hours**

The median (middle) time it took in hours to make expedited prior authorization decisions was:

**3.0 hours**

**Health Plan Name: UHCVAEX**
**Standard**


■ Approved: 84.1%  
■ Approved After Appeal: 0.0%  
■ Denied: 15.9%

**Standard Priority**


<u>Case Volume</u>	<u>PCT</u>
Approved Original Determination	4,240 84.1%
Approved After Appeal	0 0.0%
Denied Requests	801 15.9%
Total Standard Cases:	5,041

The mean (average) time that it took in days to make standard prior authorization decisions was:

**0 days**

The median (middle) time it took in days to make standard prior authorization decisions was:

**1.0 days**

**Expedited**


■ Approved: 77.8%  
■ Approved After Appeal: 0.0%  
■ Denied: 22.2%

**Expedited Priority**

<u>Case Volume</u>	<u>PCT</u>
Approved Original Determination	952 77.8%
Approved After Appeal	0 0.0%
Denied Requests	271 22.2%
Total Expedited Cases:	1,223

The mean (average) time that it took in hours to make expedited prior authorization decisions was:

**0 hours**

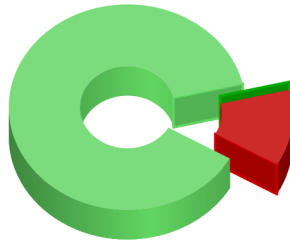
The median (middle) time it took in hours to make expedited prior authorization decisions was:

**0.0 hours**



## Health Plan Name: UHCVAMC

### Standard



■ Approved: 88.0%  
■ Approved After Appeal: 0.0%  
■ Denied: 12.0%

#### Standard Priority

	<u>Case Volume</u>	<u>PCT</u>
Approved Original Determination	18,448	88.0%
Approved After Appeal	0	0.0%
Denied Requests	2,518	12.0%
Total Standard Cases:	20,966	


The mean (average) time that it took in days to make standard prior authorization decisions was:

**0 days**

The median (middle) time it took in days to make standard prior authorization decisions was:

**0.0 days**

### Expedited



■ Approved: 89.1%  
■ Approved After Appeal: 0.0%  
■ Denied: 10.9%

#### Expedited Priority

	<u>Case Volume</u>	<u>PCT</u>
Approved Original Determination	7,143	89.1%
Approved After Appeal	0	0.0%
Denied Requests	876	10.9%
Total Expedited Cases:	8,019	

The mean (average) time that it took in hours to make expedited prior authorization decisions was:

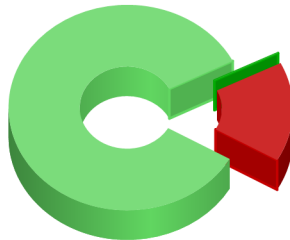
**-108 hours**

The median (middle) time it took in hours to make expedited prior authorization decisions was:

**3.0 hours**


## Health Plan Name: UHCWA

### Standard



■ Approved: 84.2%  
■ Approved After Appeal: 0.2%  
■ Denied: 15.7%

### Expedited



■ Approved: 87.0%  
■ Approved After Appeal: 0.2%  
■ Denied: 12.8%

#### Standard Priority

	<u>Case Volume</u>	<u>PCT</u>
Approved Original Determination	95,619	84.2%
Approved After Appeal	169	0.2%
Denied Requests	17,811	15.7%
Total Standard Cases:	113,599	

The mean (average) time that it took in days to make standard prior authorization decisions was:

**0 days**

The median (middle) time it took in days to make standard prior authorization decisions was:

**0.0 days**

#### Expedited Priority

	<u>Case Volume</u>	<u>PCT</u>
Approved Original Determination	33,429	87.0%
Approved After Appeal	87	0.2%
Denied Requests	4,920	12.8%
Total Expedited Cases:	38,436	

The mean (average) time that it took in hours to make expedited prior authorization decisions was:

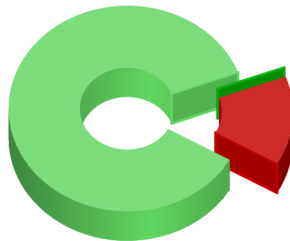
**-5 hours**

The median (middle) time it took in hours to make expedited prior authorization decisions was:

**7.0 hours**

## Health Plan Name: UHCWAA

### Standard



■ Approved: 85.9%  
■ Approved After Appeal: 0.1%  
■ Denied: 13.9%

#### Standard Priority

	<u>Case Volume</u>	<u>PCT</u>
Approved Original Determination	623	85.9%
Approved After Appeal	1	0.1%
Denied Requests	101	13.9%
Total Standard Cases:	725	


The mean (average) time that it took in days to make standard prior authorization decisions was:

**0 days**

The median (middle) time it took in days to make standard prior authorization decisions was:

**0.0 days**

### Expedited



■ Approved: 87.0%  
■ Approved After Appeal: 0.5%  
■ Denied: 12.5%

#### Expedited Priority

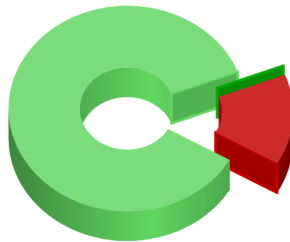
	<u>Case Volume</u>	<u>PCT</u>
Approved Original Determination	181	87.0%
Approved After Appeal	1	0.5%
Denied Requests	26	12.5%
Total Expedited Cases:	208	

The mean (average) time that it took in hours to make expedited prior authorization decisions was:

**0 hours**

The median (middle) time it took in hours to make expedited prior authorization decisions was:

**2.5 hours**

**Health Plan Name: UHCWAEX**
**Standard**


■ Approved: 85.8%  
■ Approved After Appeal: 0.0%  
■ Denied: 14.2%

**Standard Priority**


<u>Case Volume</u>	<u>PCT</u>
Approved Original Determination	2,375 85.8%
Approved After Appeal	0 0.0%
Denied Requests	393 14.2%
Total Standard Cases:	2,768

The mean (average) time that it took in days to make standard prior authorization decisions was:

**0 days**

The median (middle) time it took in days to make standard prior authorization decisions was:

**1.0 days**

**Expedited**


■ Approved: 86.3%  
■ Approved After Appeal: 0.0%  
■ Denied: 13.7%

**Expedited Priority**

<u>Case Volume</u>	<u>PCT</u>
Approved Original Determination	874 86.3%
Approved After Appeal	0 0.0%
Denied Requests	139 13.7%
Total Expedited Cases:	1,013

The mean (average) time that it took in hours to make expedited prior authorization decisions was:


**0 hours**

The median (middle) time it took in hours to make expedited prior authorization decisions was:

**0.0 hours**

## Health Plan Name: UHCWI

### Standard



■ Approved: 93.2%  
■ Approved After Appeal: 0.0%  
■ Denied: 6.8%

#### Standard Priority

	<u>Case Volume</u>	<u>PCT</u>
Approved Original Determination	97,343	93.2%
Approved After Appeal	2	0.0%
Denied Requests	7,077	6.8%
Total Standard Cases:	104,422	


The mean (average) time that it took in days to make standard prior authorization decisions was:

**0 days**

The median (middle) time it took in days to make standard prior authorization decisions was:

**0.0 days**

### Expedited



■ Approved: 96.4%  
■ Approved After Appeal: 0.0%  
■ Denied: 3.6%

#### Expedited Priority

	<u>Case Volume</u>	<u>PCT</u>
Approved Original Determination	29,453	96.4%
Approved After Appeal	0	0.0%
Denied Requests	1,109	3.6%
Total Expedited Cases:	30,562	

The mean (average) time that it took in hours to make expedited prior authorization decisions was:


**-2 hours**

The median (middle) time it took in hours to make expedited prior authorization decisions was:

**9.0 hours**

**Health Plan Name: UHCWIEX**

**Standard**



■ Approved: 90.1%  
■ Approved After Appeal: 0.0%  
■ Denied: 9.9%

**Standard Priority**

	<b><u>Case Volume</u></b>	<b><u>PCT</u></b>
Approved Original Determination	12,369	90.1%
Approved After Appeal	0	0.0%
Denied Requests	1,357	9.9%
Total Standard Cases:	13,726	


The mean (average) time that it took in days to make standard prior authorization decisions was:

**0 days**

The median (middle) time it took in days to make standard prior authorization decisions was:

**1.0 days**

**Expedited**



■ Approved: 88.7%  
■ Approved After Appeal: 0.0%  
■ Denied: 11.3%

**Expedited Priority**

	<b><u>Case Volume</u></b>	<b><u>PCT</u></b>
Approved Original Determination	2,391	88.7%
Approved After Appeal	0	0.0%
Denied Requests	304	11.3%
Total Expedited Cases:	2,695	

The mean (average) time that it took in hours to make expedited prior authorization decisions was:


**0 hours**

The median (middle) time it took in hours to make expedited prior authorization decisions was:

**0.0 hours**

## Health Plan Name: UHCWIMC

### Standard



■ Approved: 90.4%  
■ Approved After Appeal: 0.0%  
■ Denied: 9.6%

#### Standard Priority

	<u>Case Volume</u>	<u>PCT</u>
Approved Original Determination	30,151	90.4%
Approved After Appeal	0	0.0%
Denied Requests	3,217	9.6%
Total Standard Cases:	33,368	


The mean (average) time that it took in days to make standard prior authorization decisions was:

**0 days**

The median (middle) time it took in days to make standard prior authorization decisions was:

**0.0 days**

### Expedited



■ Approved: 86.5%  
■ Approved After Appeal: 0.0%  
■ Denied: 13.5%

#### Expedited Priority

	<u>Case Volume</u>	<u>PCT</u>
Approved Original Determination	11,544	86.5%
Approved After Appeal	0	0.0%
Denied Requests	1,798	13.5%
Total Expedited Cases:	13,342	

The mean (average) time that it took in hours to make expedited prior authorization decisions was:

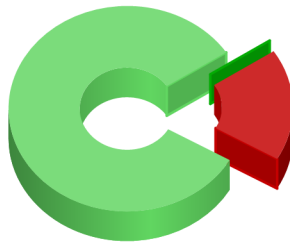
**-10 hours**

The median (middle) time it took in hours to make expedited prior authorization decisions was:

**1.5 hours**

## Health Plan Name: UHCWYEX

### Standard



■ Approved: 82.4%  
■ Approved After Appeal: 0.0%  
■ Denied: 17.6%

#### Standard Priority

	<u>Case Volume</u>	<u>PCT</u>
Approved Original Determination	699	82.4%
Approved After Appeal	0	0.0%
Denied Requests	149	17.6%
Total Standard Cases:	848	


The mean (average) time that it took in days to make standard prior authorization decisions was:

**0 days**

The median (middle) time it took in days to make standard prior authorization decisions was:

**1.0 days**

### Expedited



■ Approved: 66.9%  
■ Approved After Appeal: 0.0%  
■ Denied: 33.1%

#### Expedited Priority

	<u>Case Volume</u>	<u>PCT</u>
Approved Original Determination	222	66.9%
Approved After Appeal	0	0.0%
Denied Requests	110	33.1%
Total Expedited Cases:	332	

The mean (average) time that it took in hours to make expedited prior authorization decisions was:

**0 hours**

The median (middle) time it took in hours to make expedited prior authorization decisions was:

**0.0 hours**



